

2013 League Tables

Malaysian Financial Market

Jabatan Operasi Pelaburan dan Pasaran Kewangan

Overview of Malaysian Financial Market

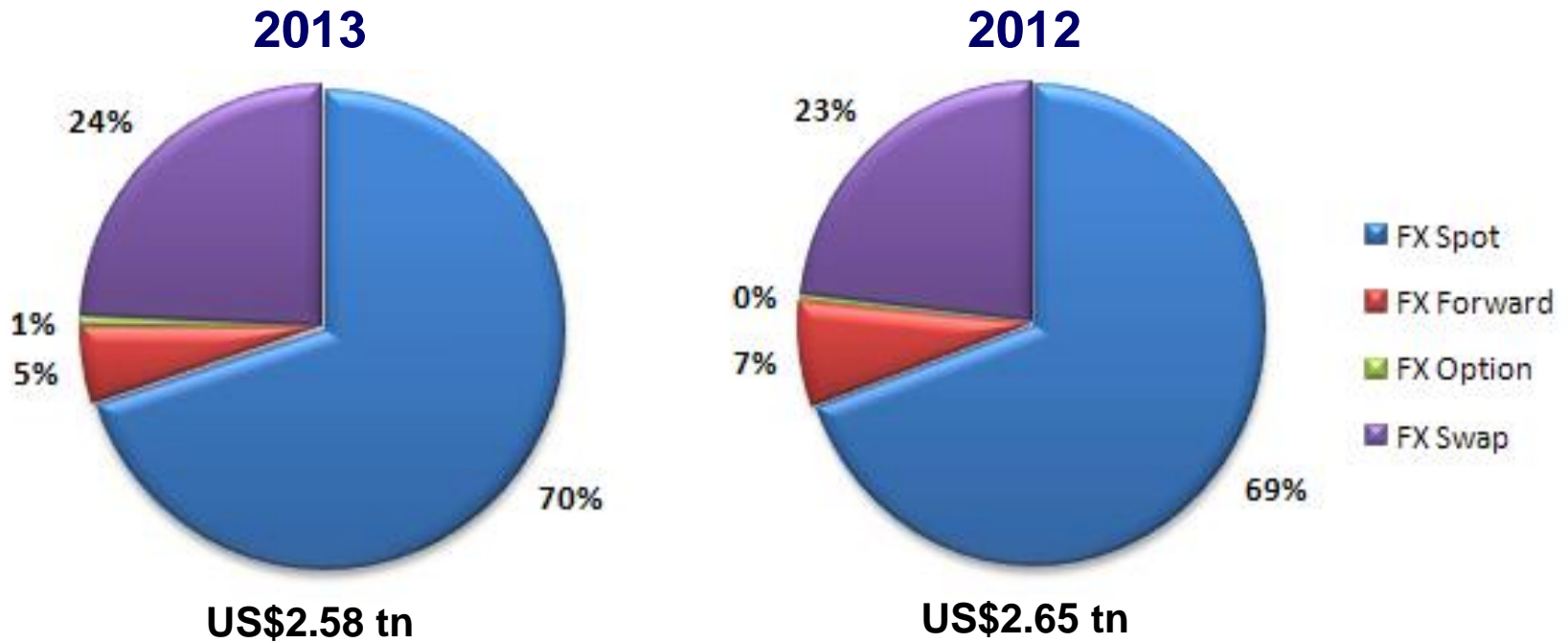
Year	FX Market	Conventional Money Market	Islamic Money Market	Securities Market	Derivatives (Conventional)
2013	US\$2.58 tn	RM12.24 tn	RM4.18 tn	RM2.87 tn	RM286.03 bn
2012	US\$2.65 tn	RM14.62 tn [^]	RM 3.98 tn	RM3.26 tn	RM349.73 bn [^]
% Changes	- 2.6 %	- 16.3 %	+ 5.0 %	- 11.9 %	-18.2%
Source	ROMS	*Market Survey	*Market Survey	ETP	*Market Survey

**Monthly information available in Monthly Statistical Bulletin – BNM*

[^]Based on revised submission



FX Market Trading ... by Instrument Types

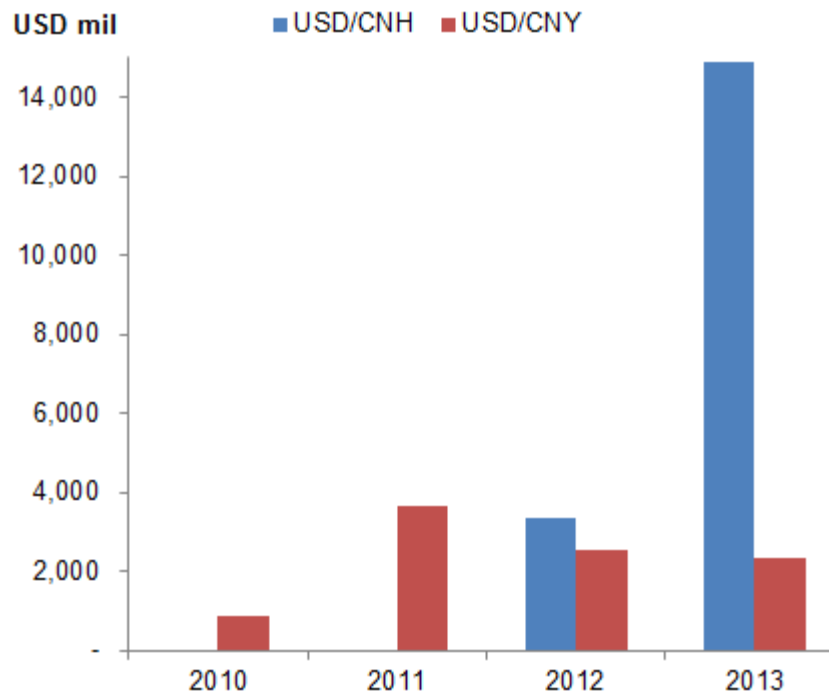


All currencies			
Item	2013	2012	Change
Total turnover	USD 2.58 tn	USD 2.65 tn	-3%
Daily turnover	USD 10.4 bn	USD 10.8 bn	-3%

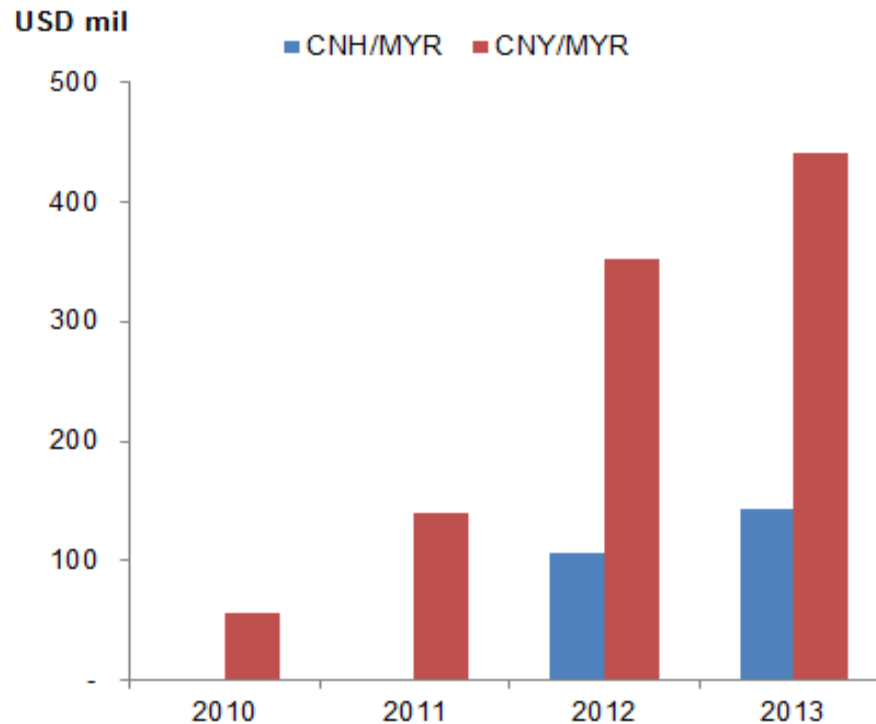
USD/MYR			
Item	2013	2012	Change
Total turnover	USD 1.84 tn	USD 2.06 tn	-10%
Daily turnover	USD 7.5 bn	USD 8.4 bn	-11%

FX Market Trading ... RMB transactions

USD/RMB



RMB/MYR



Rank	Financial Institutions
1	Maybank
2	CIMB
3	ICBC

Rank	Financial Institutions
1	Maybank
2	Bank of China
3	Standard Chartered Bank

League Tables ... for FX Market Trading

2013

Rank	Financial Institutions
1	MAYBANK
2	CIMB
3	HSBC
4	STANDARD CHARTERED
5	OCBC
6	CITIBANK
7	HONG LEONG
8	AMBANK
9	RHB
10	UOB

81.00%

USD2.58 tn

2012

Rank	Financial Institutions
1	HSBC
2	STANDARD CHARTERED
3	MAYBANK
4	CIMB
5	OCBC
6	CITIBANK
7	HONG LEONG
8	AMBANK
9	RHB
10	UOBM

84.00%

USD2.65 tn



League Tables for FX Market Trading ... by Instrument Types

FX Spot 2013

Rank	Financial Institutions
1	MAYBANK
2	CIMB
3	HSBC
4	STANDARD CHARTERED
5	OCBC

58%

USD1.80 tn

2012

Rank	Financial Institutions
1	STANDARD CHARTERED
2	MAYBANK
3	HSBC
4	CITIBANK
5	CIMB

60%

USD1.84 tn

FX Swaps

Rank	Financial Institutions
1	MAYBANK
2	HSBC
3	CIMB
4	STANDARD CHARTERED
5	UOB

57%

USD626.5 bn

Rank	Financial Institutions
1	HSBC
2	MAYBANK
3	STANDARD CHARTERED
4	CIMB
5	OCBC

62%

USD613.5 bn

FX Forwards

Rank	Financial Institutions
1	HSBC
2	CITIBANK
3	JP MORGAN
4	STANDARD CHARTERED
5	CIMB

54%

USD132.1 bn

Rank	Financial Institutions
1	OCBC
2	CIMB
3	CITIBANK
4	HSBC
5	STANDARD CHARTERED

67%

USD185.2 bn

League Tables for FX Market Trading ... by Instrument Types (cont'd)

FX Options 2013

Rank	Financial Institutions
1	MAYBANK
2	OCBC
3	CIMB
4	HSBC
5	CITIBANK

85%

USD15.52 bn

Third Currencies

Rank	Financial Institutions
1	MAYBANK
2	RHB
3	CIMB
4	OCBC
5	UOB

Account for
23% of overall
market
turnover

57%

USD584.0 bn

2012

Rank	Financial Institutions
1	OCBC
2	CITIBANK
3	MAYBANK
4	JP MORGAN CHASE
5	UOB

78%

USD9.04 bn

Rank	Financial Institutions
1	OCBC
2	HSBC
3	MAYBANK
4	RHB
5	CITIBANK

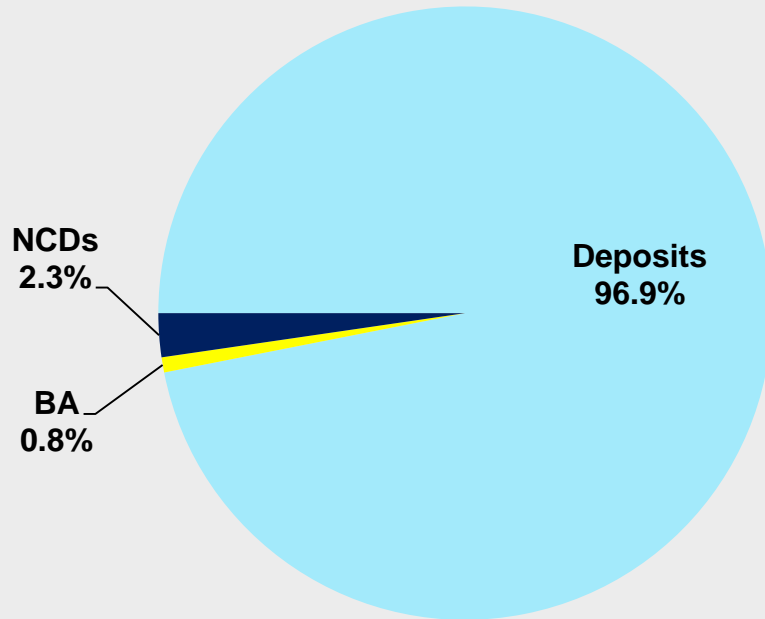
Account for
16.4% of
overall market
turnover

68%

USD434.0 bn

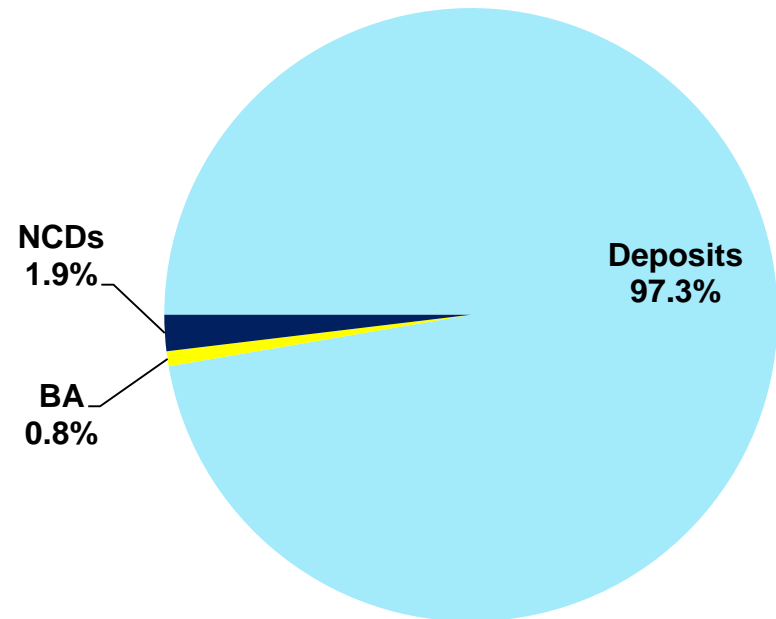
Conventional Money Market Trading ... by Instrument Types

2013



RM12.24 tn

2012*



RM14.62 tn

**Based on revised submission*

League Tables ... for Conventional Money Markets

2013

Rank	Financial Institutions
1	CIMB
2	PUBLIC BANK
3	MAYBANK
4	HONG LEONG BANK
5	RHB
6	OCBC
7	PUBLIC INV
8	AMBANK
9	HSBC
10	UOB

78.61%

RM12.24 tn

2012

Rank	Financial Institutions
1	CIMB
2	MAYBANK
3	OCBC
4	PUBLIC
5	RHB
6	HONG LEONG BANK
7	HSBC
8	PUBLIC INV
9	UOB
10	AMBANK

79.06%

RM14.62 tn

League Tables for Conventional Money Market Trading ... by Instrument Types

BANKERS ACCEPTANCE 2013

Rank	Financial Institutions
1	UOB
2	RHB
3	CIMB
4	HONG LEONG BANK
5	MAYBANK

65.37%

RM94.55 bn

2012

Rank	Financial Institutions
1	RHB
2	UOB
3	MAYBANK
4	HONG LEONG BANK
5	PUBLIC

58.46%

RM116.40 bn

DEPOSIT

Rank	Financial Institutions
1	CIMB
2	MAYBANK
3	PUBLIC
4	HONG LEONG
5	OCBC

57.65%

RM11.86 tn

Rank	Financial Institutions
1	CIMB
2	MAYBANK
3	OCBC
4	PUBLIC
5	RHB

57.95%

RM14.22 tn

NCDS

Rank	Financial Institutions
1	PUBLIC
2	PUBLIC INV
3	HONG LEONG BANK
4	KAF INVESTMENT
5	CIMB

78.95%

RM283.42 bn

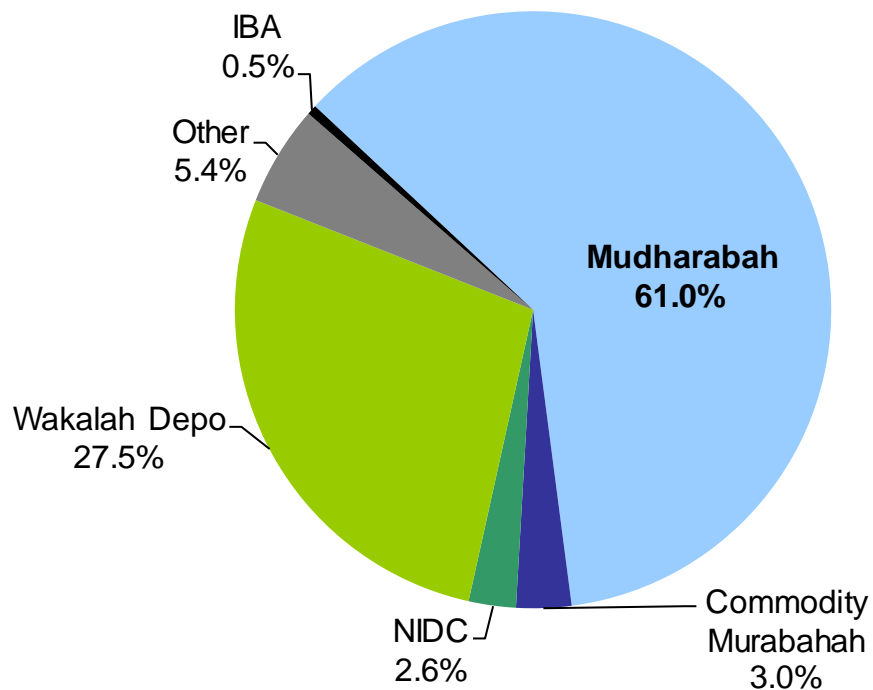
Rank	Financial Institutions
1	PUBLIC
2	PUBLIC INV
3	HONG LEONG BANK
4	RHB
5	MAYBANK

73.84%

RM281.28 bn

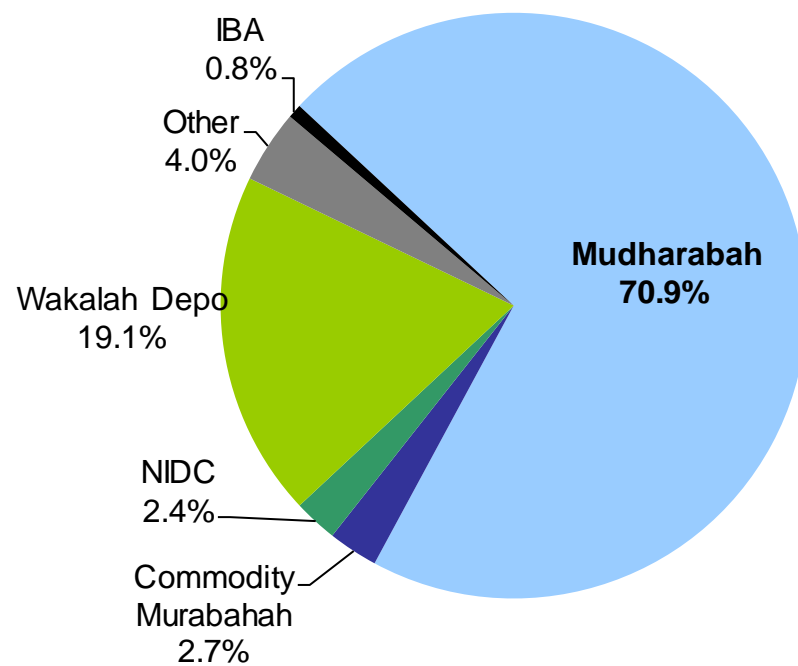
Islamic Money Market Trading ... by Instrument Types

2013



RM4.18 tri

2012



RM3.98 tri

League Tables ... for Islamic Money Markets

2013

Rank	Financial Institutions
1	CIMB ISLAMIC
2	BANK ISLAM
3	PUBLIC ISLAMIC
4	HONG LEONG ISLAMIC
5	MAYBANK ISLAMIC
6	AMISLAMIC
7	RHB ISLAMIC
8	OCBC AL AMIN
9	AFFIN ISLAMIC
10	KFH

85.94%

RM4.18 tn

2012

Rank	Financial Institutions
1	CIMB ISLAMIC
2	RHB ISLAMIC
3	PUBLIC ISLAMIC
4	MAYBANK ISLAMIC
5	HONG LEONG ISLAMIC
6	BANK ISLAM
7	AMISLAMIC
8	AFFIN ISLAMIC
9	KFH
10	BANK MUAMALAT

87.21%

RM3.98 tn

League Tables for Islamic Money Market Trading ... by Instrument Types

Mudharabah 2013

Rank	Financial Institutions
1	BANK ISLAM
2	MAYBANK ISLAMIC
3	CIMB ISLAMIC
4	AM ISLAMIC
5	HONG LEONG ISLAMIC

61.06%

RM2.55tn

Mudharabah 2012

Rank	Financial Institutions
1	RHB ISLAMIC
2	MAYBANK ISLAMIC
3	HONG LEONG ISLAMIC
4	BANK ISLAM
5	CIMB ISLAMIC

63.00%

RM2.83tn

Commodity Murabahah

Rank	Financial Institutions
1	RHB ISLAMIC
2	AL RAJHI
3	OCBC AL AMIN
4	KFH
5	CIMB ISLAMIC

92.51%

RM125.11 bn

Commodity Murabahah

Rank	Financial Institutions
1	AL RAJHI
2	RHB ISLAMIC
3	CIMB ISLAMIC
4	KFH
5	MAYBANK ISLAMIC

87.55%

RM109.46 bn

NIDC

Rank	Financial Institutions
1	CIMB ISLAMIC
2	MAYBANK ISLAMIC
3	AFFIN INVESTMENT
4	BANK ISLAM
5	PUBLIC ISLAMIC

64.78%

RM107.08 bn

NIDC

Rank	Financial Institutions
1	CIMB ISLAMIC
2	BANK ISLAM
3	MAYBANK ISLAMIC
4	PUBLIC ISLAMIC
5	AFFIN INVESTMENT

69.29%

RM96.32 bn



League Tables for Islamic Money Market Trading ... by Instrument Types

Wakalah Deposit 2013

Rank	Financial Institutions
1	CIMB ISLAMIC
2	PUBLIC ISLAMIC
3	OCBC AL AMIN
4	BANK ISLAM
5	KFH

98.73%

RM1.15 tn

Wakalah Deposit 2012

Rank	Financial Institutions
1	CIMB ISLAMIC
2	PUBLIC ISLAMIC
3	BANK ISLAM
4	RHB ISLAMIC
5	OCBC AL AMIN

97.66%

RM761.24 bn

Others (incl. Wadiah deposit & SBBA)

Rank	Financial Institutions
1	HONG LEONG ISLAMIC
2	HSBC AMANAH
3	RHB ISLAMIC
4	CIMB ISLAMIC
5	CIMB

96.43%

RM227.44 bn

Others (incl. Wadiah deposit & SBBA)

Rank	Financial Institutions
1	RHB ISLAMIC
2	CIMB ISLAMIC
3	CIMB
4	HSBC AMANAH
5	AMISLAMIC

90.51%

RM160.39 bn

IBA

Rank	Financial Institutions
1	MAYBANK ISLAMIC
2	BANK MUAMALAT
3	AMISLAMIC
4	HONG LEONG ISLAMIC
5	BANK ISLAM

93.19%

RM22.12 bn

IBA

Rank	Financial Institutions
1	MAYBANK ISLAMIC
2	BANK MUAMALAT
3	AMISLAMIC
4	HONG LEONG ISLAMIC
5	CIMB ISLAMIC

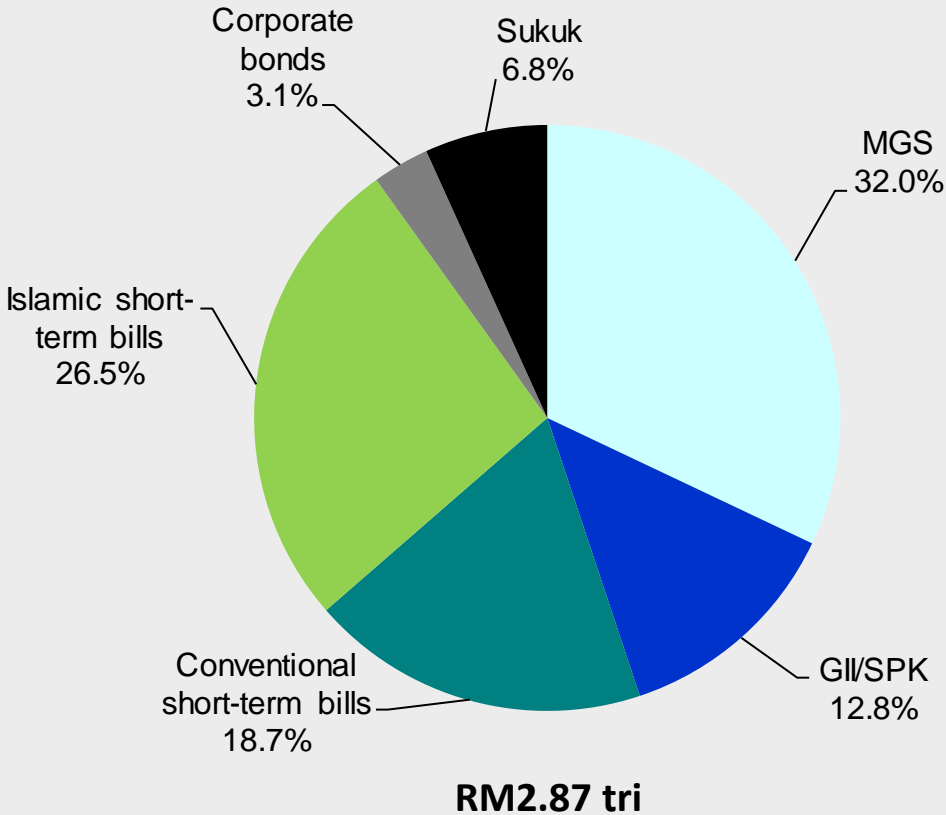
90.63%

RM30.64 bn

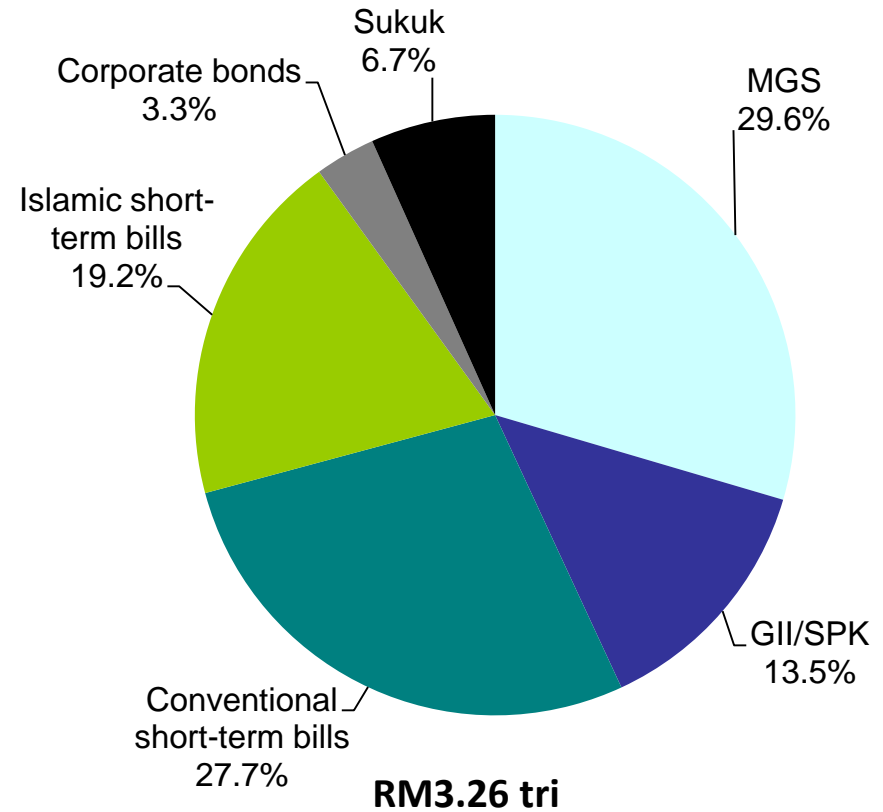


Secondary Securities Market Trading ... by Instrument Types

2013



2012



League Tables ... for Secondary Securities Market Trading

2013

Rank	Financial Institutions
1	CIMB
2	HONG LEONG BANK
3	MAYBANK
4	CITIBANK
5	HSBC
6	JP MORGAN CHASE
7	STANDARD CHARTERED
8	PUBLIC
9	RHB
10	AMBANK

62.29%

RM2.87 tri

2012

Rank	Financial Institutions
1	MAYBANK
2	HONG LEONG BANK
3	CITIBANK
4	CIMB
5	HSBC
6	RHB
7	STANDARD CHARTERED
8	AMBANK
9	PUBLIC
10	JP MORGAN CHASE

64.68%

RM3.26 tri

League Tables for Conventional Securities Market Secondary Trading ... by Instrument Types

MGS 2013

Rank	Financial Institutions
1	CITIBANK
2	CIMB
3	HSBC
4	JP MORGAN CHASE
5	MAYBANK

45.47%

RM918.92 bn

Short-Term Bills (Conventional)

Rank	Financial Institutions
1	HSBC
2	HONG LEONG BANK
3	JP MORGAN CHASE
4	CITIBANK
5	STANDARD CHARTERED

54.29%

RM536.77 bn

Corporate Bonds

Rank	Financial Institutions
1	RHB INVESTMENT
2	MAYBANK
3	AMBANK
4	HONG LEONG INVESTMENT
5	KAF INVESTMENT

61.55%

RM89.92 bn

2012

Rank	Financial Institutions
1	CITIBANK
2	CIMB
3	STANDARD CHARTERED
4	HSBC
5	MAYBANK

42.32%

RM962.01 bn

Rank	Financial Institutions
1	JP MORGAN CHASE
2	HSBC
3	HONG LEONG BANK
4	MAYBANK
5	STANDARD CHARTERED

51.58%

RM902.53 bn

Rank	Financial Institutions
1	OSK INVESTMENT
2	AMBANK
3	MAYBANK
4	KAF INVESTMENT
5	KENANGA INVESTMENT

57.46%

RM105.93 bn



League Tables for Islamic Securities Market Secondary Trading ... by Instrument Types

GII/SPK 2013

Rank	Financial Institutions
1	HONG LEONG ISLAMIC
2	PUBLIC
3	HONG LEONG BANK
4	MAYBANK
5	RHB

43.07%

RM368.30 bn

Short-Term bills (Islamic)

Rank	Financial Institutions
1	CIMB
2	MAYBANK
3	HONG LEONG BANK
4	PUBLIC
5	MAYBANK ISLAMIC

47.42%

RM759.68 bn

Sukuk

Rank	Financial Institutions
1	MAYBANK
2	RHB INVESTMENT
3	BANK ISLAM
4	HONG LEONG BANK
5	CIMB

55.67%

RM194.24 bn

2012

Rank	Financial Institutions
1	RHB
2	MAYBANK
3	PUBLIC
4	HONG LEONG BANK
5	CITIBANK

34.85%

RM440.56 bn

Rank	Financial Institutions
1	MAYBANK
2	PUBLIC
3	CIMB
4	HONG LEONG BANK
5	RHB

47.81%

RM625.49 bn

Rank	Financial Institutions
1	MAYBANK
2	AMBANK
3	CIMB
4	OSK INVESTMENT
5	HONG LEONG BANK

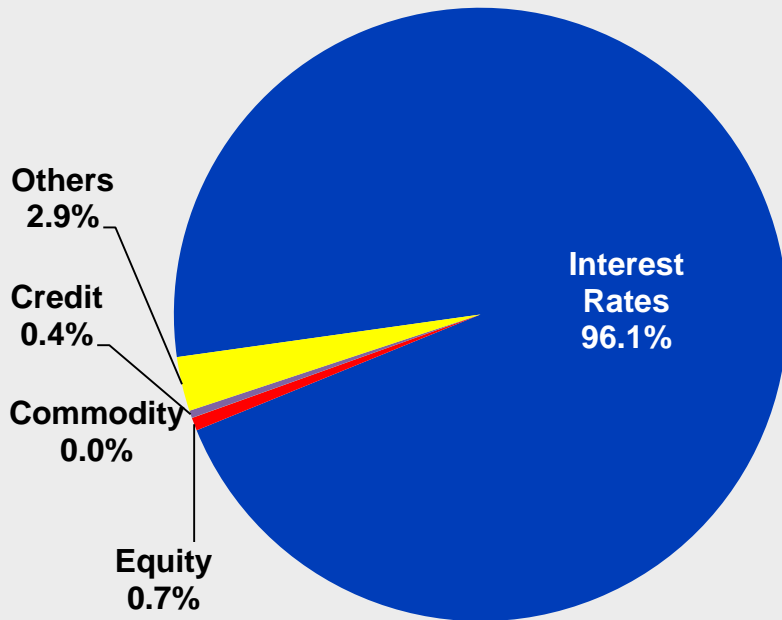
56.25%

RM218.57 bn



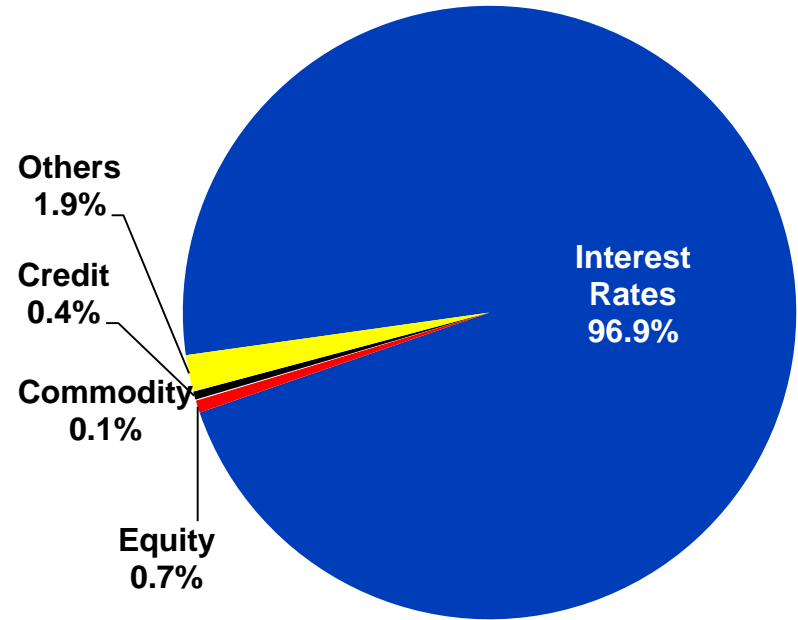
Conventional Derivatives... by Instrument Types

2013



RM286.03 bil

2012*



RM349.73 bil

**Based on revised submission*

League Table... for Conventional Derivatives

2013

Rank	Financial Institutions
1	DEUTSCHE BANK
2	CIMB
3	STANDARD CHARTERED
4	MAYBANK
5	OCBC
6	HONG LEONG BANK
7	HSBC
8	AMBANK
9	CHASE
10	RBS

82.14%

RM286.03 bn

2012

Rank	Financial Institutions
1	DEUTSCHE BANK
2	CIMB
3	STANDARD CHARTERED
4	MAYBANK
5	HONG LEONG BANK
6	HSBC
7	OCBC
8	OSK
9	RBS
10	AMBANK

82.63 %

RM349.73 bn

League Table for Conventional Derivatives ... by Instrument Types

INTEREST RATE (OVERALL) 2013

Rank	Financial Institutions
1	DEUTSCHE
2	CIMB
3	STANDARD CHARTERED
4	MAYBANK
5	HONG LEONG BANK

58.18%

RM274.75 bn

KLIBOR

Rank	Financial Institutions
1	STANDARD CHARTERED
2	DEUTSCHE
3	HSBC
4	MAYBANK
5	HONG LEONG BANK

77.70%

RM26.04 bn

SWAPS

Rank	Financial Institutions
1	DEUTSCHE
2	CIMB
3	STANDARD CHARTERED
4	MAYBANK
5	AMBANK

57.55%

RM245.92 bn

2012

Rank	Financial Institutions
1	DEUTSCHE
2	CIMB
3	STANDARD CHARTERED
4	MAYBANK
5	HONG LEONG BANK

61.62%

RM339.01 bn

Rank	Financial Institutions
1	STANDARD CHARTERED
2	RBS
3	MAYBANK
4	HONG LEONG BANK
5	HSBC

81.89%

RM44.21 bn

Rank	Financial Institutions
1	DEUTSCHE
2	CIMB
3	MAYBANK
4	STANDARD CHARTERED
5	HONG LEONG BANK

60.89%

RM289.39 bn

League Table for Conventional Derivatives ... by Instrument Types

INTEREST RATE OPTIONS 2013

Rank	Financial Institutions
1	MAYBANK
2	AFFIN
3	BANK OF TOKYO

100.00%

RM2.79 bn

2012

Rank	Financial Institutions
1	MAYBANK
2	AFFIN
3	CITIBANK
4	BANK OF TOKYO
5	AMBANK

100.00%

RM5.41 bn

EQUITY (OVERALL)

Rank	Financial Institutions
1	UOB
2	CIMB
3	RHB INV
4	AMBANK
5	ALLIANCE

98.89%

RM1.96 bn

Rank	Financial Institutions
1	CIMB
2	OSK
3	UOB
4	HONG LEONG INV
5	OCBC

96.50%

RM2.29 bn

League Table for Conventional Derivatives ... by Instrument Types

WARRANTS

2013

Rank	Financial Institutions
1	RHB INV
2	OCBC

100.00%

RM148.20 mn

EQUITY OPTIONS

Rank	Financial Institutions
1	UOB
2	CIMB
3	AMBANK
4	ALLIANCE BANK
5	HONG LEONG BANK INV

100.00%

RM1.82 bn

COMMODITY (OVERALL)

Rank	Financial Institutions
1	UOB
2	OCBC

100.00%

RM21.06 mn

2012

Rank	Financial Institutions
1	OSK INV
2	OCBC

98.53%

RM472.06 mn

Rank	Financial Institutions
1	CIMB
2	UOB
3	HONG LEONG BANK INV
4	AMINV
5	MAYBANK INV

100.00%

RM1.82 bn

Rank	Financial Institutions
1	OCBC

100.00%

RM186.42 mn

League Table for Conventional Derivatives ... by Instrument Types

CREDIT (OVERALL) 2013

Rank	Financial Institutions
1	CIMB
2	BNP PARIBAS

100.00%

RM1.11 bn

2012

Rank	Financial Institutions
1	BNP Paribas
2	CITIBANK
3	CIMB
4	OCBC

100.00%

RM1.52 bn

OTHERS

Rank	Financial Institutions
1	OCBC
2	CHASE
3	STANDARD CHARTERED
4	MIZUHO

100.00%

RM8.19 bn

Rank	Financial Institutions
1	OCBC
2	STANDARD CHARTERED
3	CHASE
4	DEUTSCHE BANK

99.96 %

RM6.73 bn

Note:

Other derivatives products include structured derivatives, total return swap, bond futures, exotic equity product.

League Table for Islamic Derivatives – Islamic Profit Rate Swap (IPRS)

IPRS 2013

Rank	Financial Institutions
1	CIMB ISLAMIC
2	BANK MUAMALAT
3	PUBLIC ISLAMIC
4	HONG LEONG ISLAMIC
5	CITIBANK

100.00%

RM4.84 bn

IPRS 2012

Rank	Financial Institutions
1	CIMB ISLAMIC
2	PUBLIC ISLAMIC
3	BANK ISLAM
4	MAYBANK ISLAMIC
5	BANK MUAMALAT

100.00%

RM13.13 bn