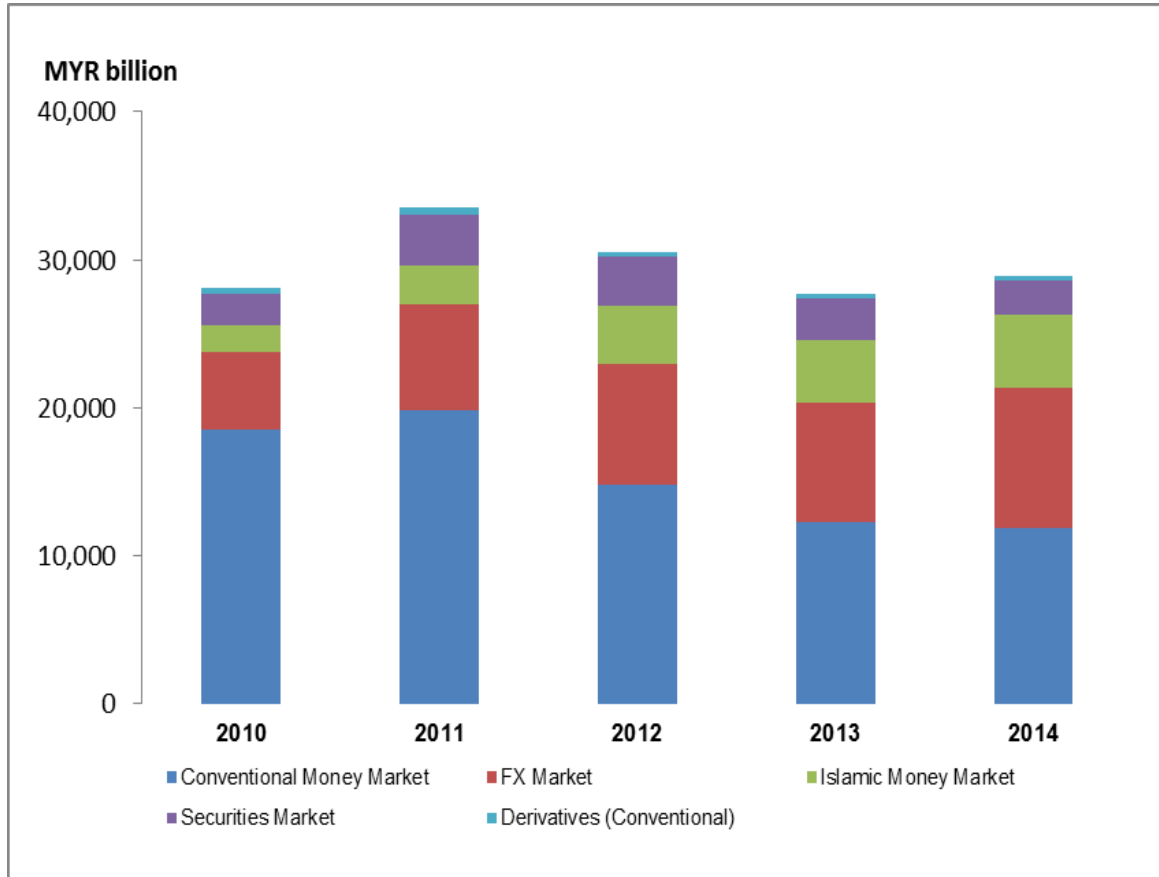


2014 League Tables

Malaysian Financial Market

Jabatan Operasi Pelaburan dan Pasaran Kewangan

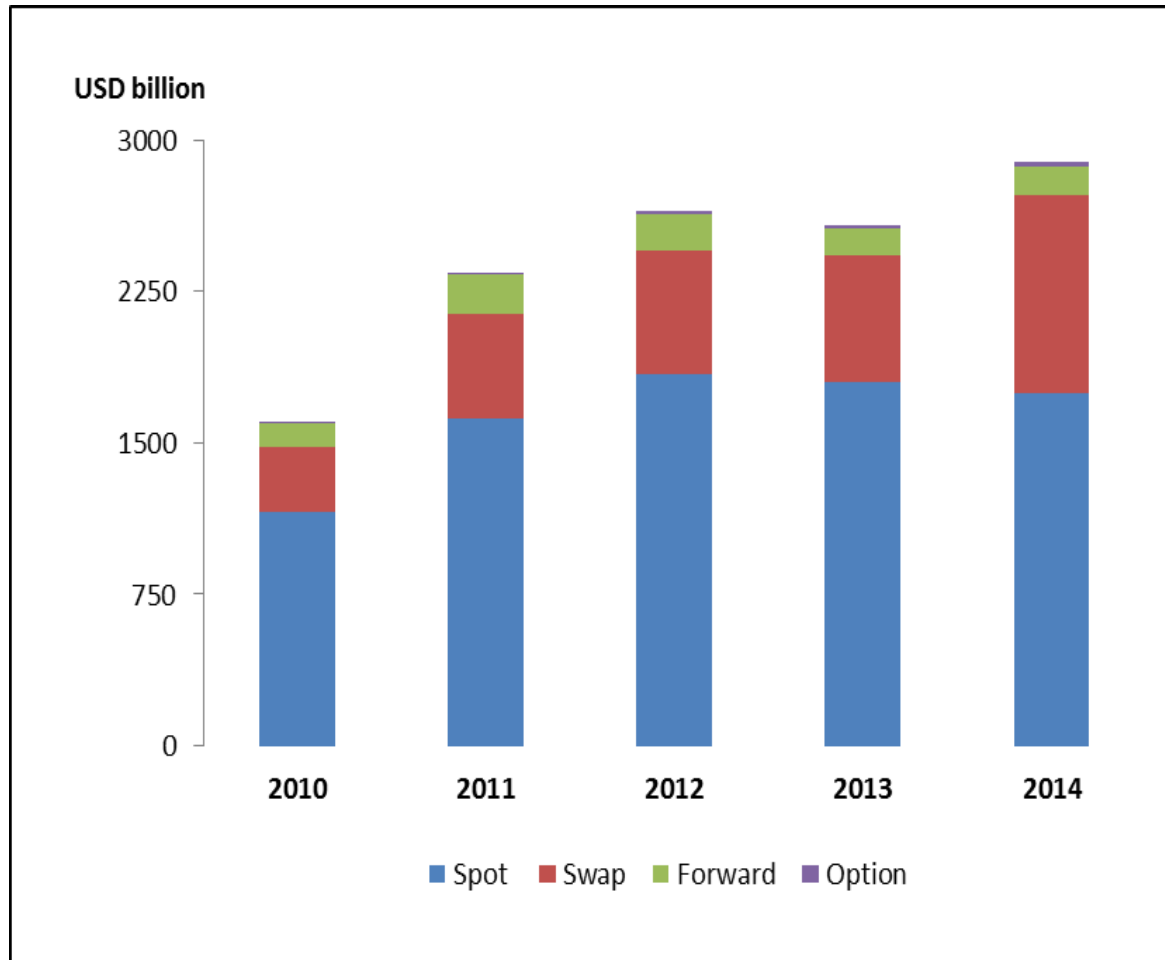
Overview of Malaysian Financial Market



*Source: ROMS, Monthly Statistical Bulletin – BNM and ETP.

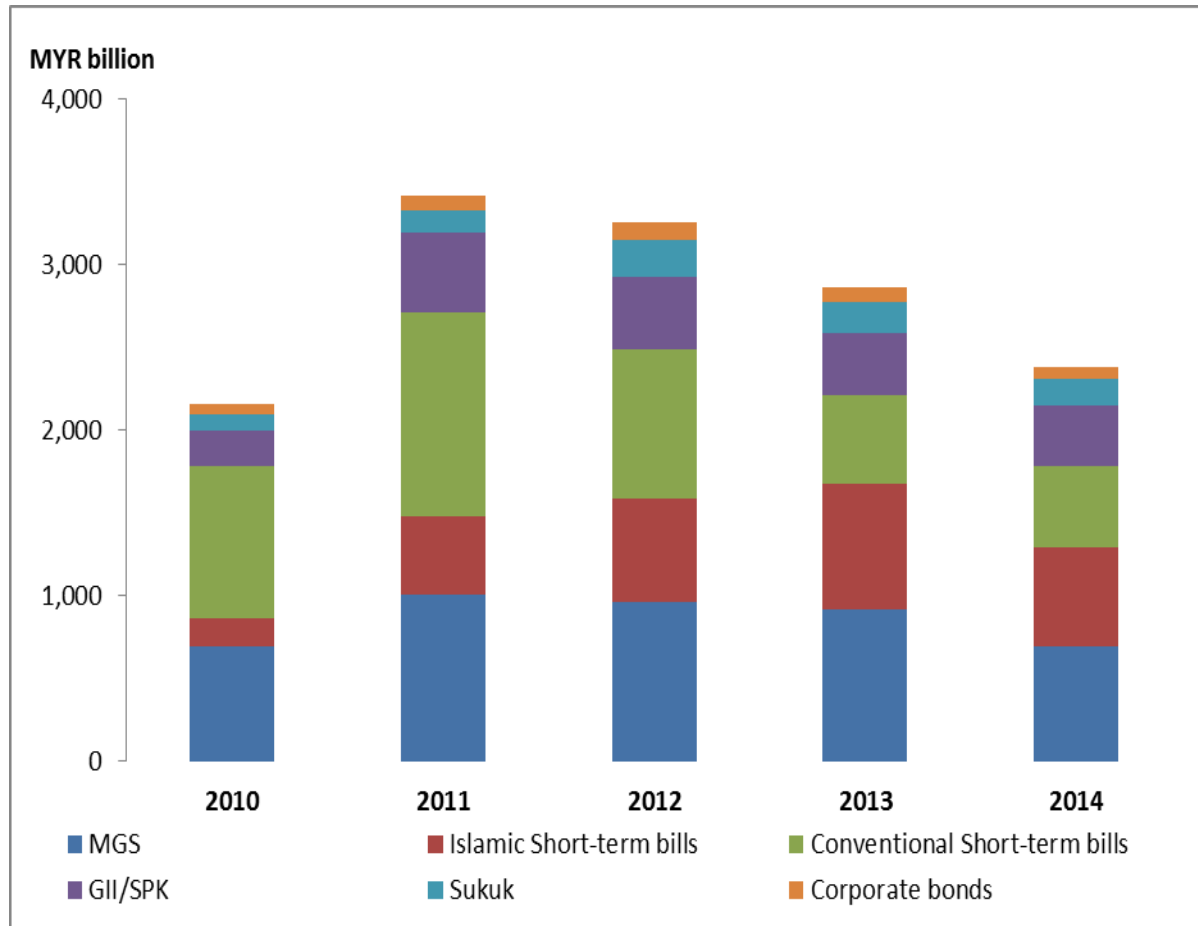
- Malaysian financial market recorded total volume of RM28.88 trillion, an increased of 4.29% or RM1.19 trillion, from 2013.
- The marginal increase was primarily due to the rise in FX and Islamic money market volumes amid fall in volume from conventional money market and securities trading.

Overview of Foreign Exchange Market



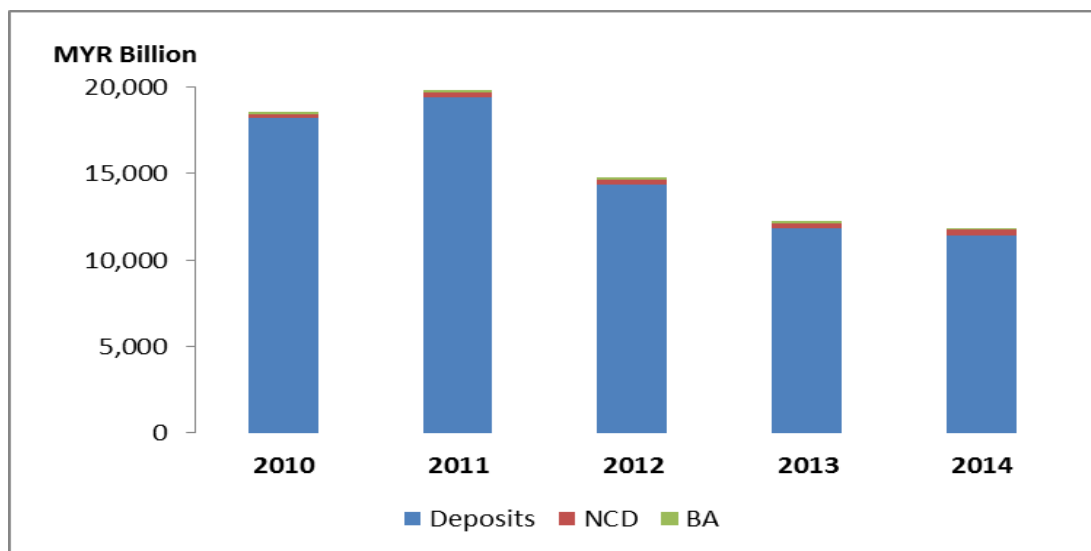
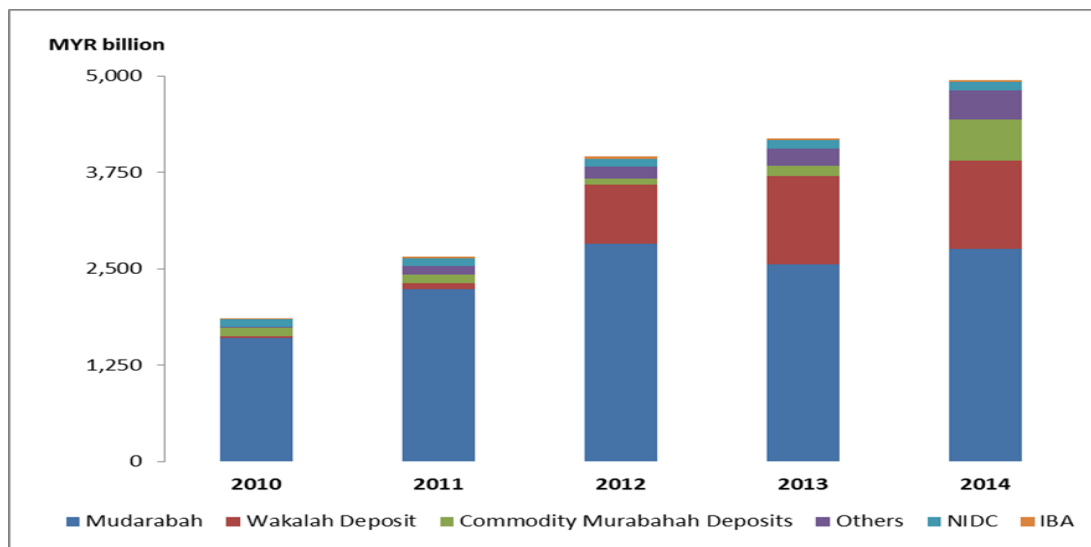
- FX market recorded USD2.89 trillion in total volume for 2014, an increased of 12.33% or USD317 billion, from 2013.
- The growth was attributed by the notable volume of USD/MYR swaps.
- In addition, USD swaps against other currencies such as CNH and AUD also rose as banks borrowed these higher-yielding currencies via the swap market to improve returns.

Overview of Secondary Market Trading



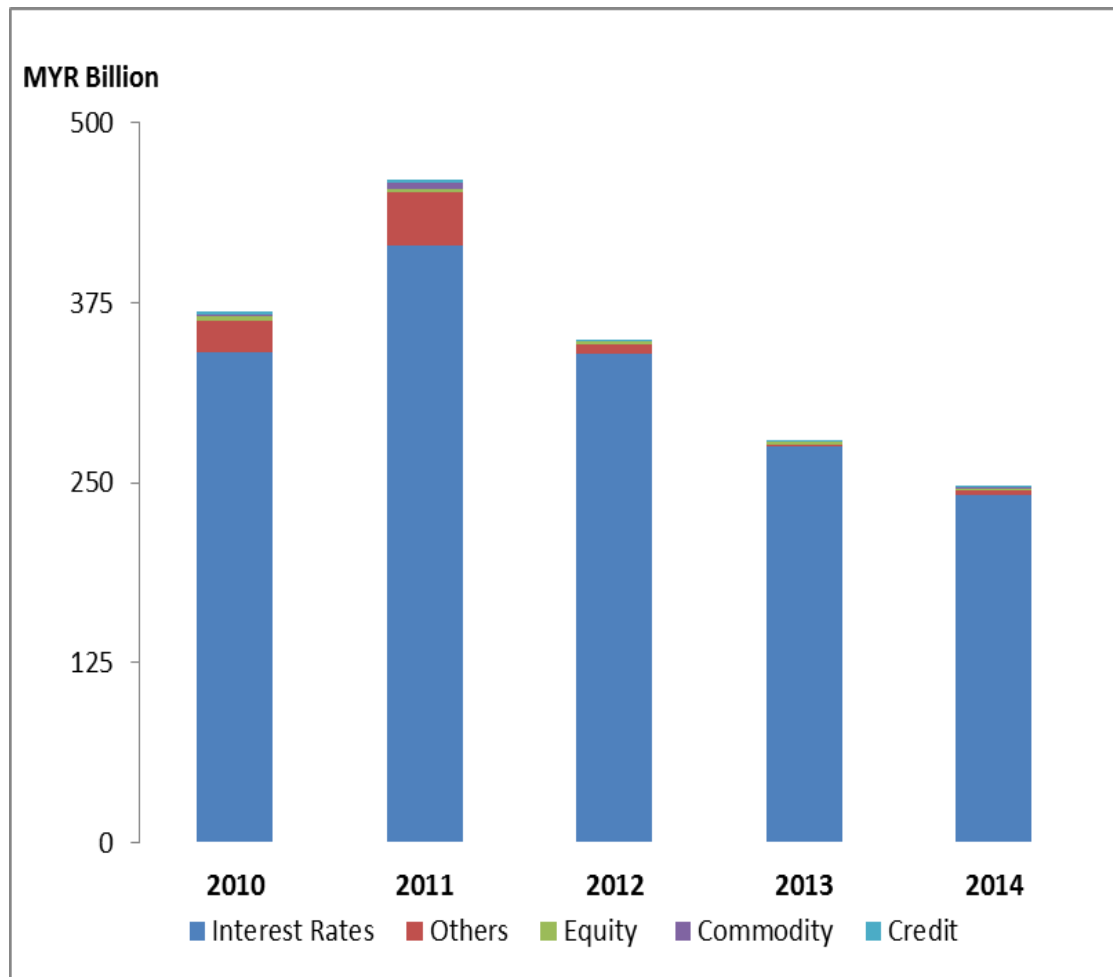
- Secondary trading recorded a total volume of RM2.38 trillion in 2014, a decline of 17.1% or RM490 billion, from 2013.
- The decline in trading volume was mainly from lower trading in short-term papers and MGS.

Overview of Conventional and Islamic Money Markets



- Conventional money market recorded a total volume of RM11.84 trillion in 2014, a decline of 3.29% or RM402 billion, from 2013.
- On the other hand, Islamic money market recorded a total volume RM4.95 trillion in 2014, an increased of 18.08% or RM757 billion, from 2013.
- Both money markets transactions are concentrated on deposit instruments.

Overview of Conventional Derivatives Market



- Total volume for conventional derivatives recorded a total volume of RM247.29 billion in 2014, a decline of 11.6% or RM32.39 billion, from 2013.

FX Market League Tables

2014

| Rank | Financial Institutions |
|------|------------------------|
| 1 | CIMB |
| 2 | MAYBANK |
| 3 | HSBC |
| 4 | STANDARD CHARTERED |
| 5 | CITIBANK |
| 6 | OCBC |
| 7 | UOB |
| 8 | AMBANK |
| 9 | BNP PARIBAS |
| 10 | HONG LEONG |

Share of top 10 : 81.84%

Market total: USD2.89 tn

2013

| Rank | Financial Institutions |
|------|------------------------|
| 1 | MAYBANK |
| 2 | CIMB |
| 3 | HSBC |
| 4 | STANDARD CHARTERED |
| 5 | OCBC |
| 6 | CITIBANK |
| 7 | HONG LEONG |
| 8 | AMBANK |
| 9 | RHB |
| 10 | UOB |

Share of top 10 : 80.66%

Market total: USD2.58 tn



FX Market League Tables

FX Spot

2014

| Rank | Financial Institutions |
|------|------------------------|
| 1 | CIMB |
| 2 | HSBC |
| 3 | MAYBANK |
| 4 | OCBC |
| 5 | CITIBANK |

55.88%

USD1.75 tn

by Instrument

2013

| Rank | Financial Institutions |
|------|------------------------|
| 1 | MAYBANK |
| 2 | CIMB |
| 3 | HSBC |
| 4 | STANDARD CHARTERED |
| 5 | OCBC |

58.42%

USD1.80 tn

FX Swaps

| Rank | Financial Institutions |
|------|------------------------|
| 1 | CIMB |
| 2 | MAYBANK |
| 3 | STANDARD CHARTERED |
| 4 | HSBC |
| 5 | BNP PARIBAS |

68.53%

USD976.82 bn

| Rank | Financial Institutions |
|------|------------------------|
| 1 | MAYBANK |
| 2 | HSBC |
| 3 | CIMB |
| 4 | STANDARD CHARTERED |
| 5 | UOB |

57.26%

USD626.55 bn

FX Forwards

| Rank | Financial Institutions |
|------|------------------------|
| 1 | CIMB |
| 2 | HSBC |
| 3 | CITIBANK |
| 4 | JP MORGAN |
| 5 | MAYBANK |

67.04%

USD146.04 bn

| Rank | Financial Institutions |
|------|------------------------|
| 1 | HSBC |
| 2 | CITIBANK |
| 3 | JP MORGAN |
| 4 | STANDARD CHARTERED |
| 5 | CIMB |

53.69%

USD132.09 bn

Legend:

Market share of Top 5

Total market volume



FX Market League Tables by Instrument

FX Options

2014

| Rank | Financial Institutions |
|------|------------------------|
| 1 | MAYBANK |
| 2 | OCBC |
| 3 | HSBC |
| 4 | CIMB |
| 5 | UOBM |

86.92%

USD24.34 bn

2013

| Rank | Financial Institutions |
|------|------------------------|
| 1 | MAYBANK |
| 2 | OCBC |
| 3 | CIMB |
| 4 | HSBC |
| 5 | CITIBANK |

84.65%

USD15.52 bn

FX Market League Tables by Instrument

Third Currency¹

2014

| Rank | Financial Institutions |
|------|------------------------|
| 1 | CIMB |
| 2 | MAYBANK |
| 3 | RHB |
| 4 | CHARTERED |
| 5 | HSBC |

65.86%

USD795.38 bn

2013

| Rank | Financial Institutions |
|------|------------------------|
| 1 | MAYBANK |
| 2 | RHB |
| 3 | CIMB |
| 4 | OCBC |
| 5 | UOB |

56.55%

USD584.43 bn

RMB Transactions

2014²

| Rank | Financial Institutions |
|------|------------------------|
| 1 | CIMB |
| 2 | ICBC |
| 3 | Maybank |
| 4 | Chartered |
| 5 | Bank of China |

87.68%

RMB859.21 bn

USD139.44 bn

2013³

| Rank | Financial Institutions |
|------|------------------------|
| 1 | Maybank |
| 2 | CIMB |
| 3 | ICBC |
| 4 | Bank of China |
| 5 | Chartered |

94.79%

USD17.82 bn

¹ Refers to non-MYR transactions

² Source : BNM Survey on RMB businesses

³ Source : ROMS

Secondary Bond Market League Tables

2014

| Rank | Financial Institutions |
|------|------------------------|
| 1 | CIMB |
| 2 | HONG LEONG BANK |
| 3 | MAYBANK |
| 4 | HSBC |
| 5 | CITIBANK |
| 6 | STANDARD CHARTERED |
| 7 | PUBLIC |
| 8 | JP MORGAN CHASE |
| 9 | AMBANK |
| 10 | RHB |

66.04%

RM2.38 tn

2013

| Rank | Financial Institutions |
|------|------------------------|
| 1 | CIMB |
| 2 | HONG LEONG BANK |
| 3 | MAYBANK |
| 4 | CITIBANK |
| 5 | HSBC |
| 6 | JP MORGAN CHASE |
| 7 | STANDARD CHARTERED |
| 8 | PUBLIC |
| 9 | RHB |
| 10 | AMBANK |

62.29%

RM2.87 tn



Secondary Bond Market League Tables by Instrument

MGS

2014

| Rank | Financial Institutions |
|------|------------------------|
| 1 | CIMB |
| 2 | JP MORGAN CHASE |
| 3 | HSBC |
| 4 | STANDARD CHARTERED |
| 5 | CITIBANK |

49.95%

RM696.20 bn

2013

| Rank | Financial Institutions |
|------|------------------------|
| 1 | CITIBANK |
| 2 | CIMB |
| 3 | HSBC |
| 4 | JP MORGAN CHASE |
| 5 | MAYBANK |

45.47%

RM918.92 bn

Short-Term Bills

| Rank | Financial Institutions |
|------|------------------------|
| 1 | HSBC |
| 2 | STANDARD CHARTERED |
| 3 | HONG LEONG BANK |
| 4 | CITIBANK |
| 5 | CIMB |

55.41%

RM493.59 bn

| Rank | Financial Institutions |
|------|------------------------|
| 1 | HSBC |
| 2 | HONG LEONG BANK |
| 3 | JP MORGAN CHASE |
| 4 | CITIBANK |
| 5 | STANDARD CHARTERED |

54.29%

RM536.77 bn

Corporate Bonds

| Rank | Financial Institutions |
|------|------------------------|
| 1 | MAYBANK |
| 2 | RHB INVESTMENT |
| 3 | CIMB |
| 4 | KAF INVESTMENT |
| 5 | HONG LEONG BANK |

64.09%

RM67.77 bn

| Rank | Financial Institutions |
|------|------------------------|
| 1 | RHB INVESTMENT |
| 2 | MAYBANK |
| 3 | AMBANK |
| 4 | HONG LEONG INVESTMENT |
| 5 | KAF INVESTMENT |

61.55%

RM89.92 bn



Secondary Sukuk Market League Tables by Instrument

Short-Term Bills 2014

| Rank | Financial Institutions |
|------|------------------------|
| 1 | CIMB |
| 2 | HONG LEONG BANK |
| 3 | MAYBANK |
| 4 | HSBC |
| 5 | CITIBANK |

55.76%

RM596.73 bn

2013

| Rank | Financial Institutions |
|------|------------------------|
| 1 | CIMB |
| 2 | MAYBANK |
| 3 | HONG LEONG BANK |
| 4 | PUBLIC |
| 5 | MAYBANK ISLAMIC |

47.42%

RM759.68 bn

GII / SPK

| Rank | Financial Institutions |
|------|------------------------|
| 1 | BANK ISLAM |
| 2 | PUBLIC |
| 3 | CIMB ISLAMIC |
| 4 | MAYBANK |
| 5 | RHB |

39.81%

RM363.32 bn

| Rank | Financial Institutions |
|------|------------------------|
| 1 | HONG LEONG ISLAMIC |
| 2 | PUBLIC |
| 3 | HONG LEONG BANK |
| 4 | MAYBANK |
| 5 | RHB |

43.07%

RM368.30 bn

Sukuk

| Rank | Financial Institutions |
|------|------------------------|
| 1 | RHB INVESTMENT |
| 2 | CIMB |
| 3 | MAYBANK |
| 4 | HONG LEONG BANK |
| 5 | BANK ISLAM |

60.48%

RM160.50 bn

| Rank | Financial Institutions |
|------|------------------------|
| 1 | MAYBANK |
| 2 | RHB INVESTMENT |
| 3 | BANK ISLAM |
| 4 | HONG LEONG BANK |
| 5 | CIMB |

55.67%

RM194.24 bn



Conventional Money Markets League Tables

2014

| Rank | Financial Institutions |
|------|------------------------|
| 1 | CIMB |
| 2 | PUBLIC BANK |
| 3 | MAYBANK |
| 4 | OCBC |
| 5 | RHB |
| 6 | HONG LEONG BANK |
| 7 | AMBANK |
| 8 | PUBLIC INV |
| 9 | HSBC |
| 10 | UOB |

78.27%

RM11.84 tn

2013

| Rank | Financial Institutions |
|------|------------------------|
| 1 | CIMB |
| 2 | PUBLIC BANK |
| 3 | MAYBANK |
| 4 | HONG LEONG BANK |
| 5 | RHB |
| 6 | OCBC |
| 7 | PUBLIC INV |
| 8 | AMBANK |
| 9 | HSBC |
| 10 | UOB |

78.61%

RM12.24 tn

Conventional Money Markets League Tables by Instrument

DEPOSIT

2014

| Rank | Financial Institutions |
|------|------------------------|
| 1 | CIMB |
| 2 | PUBLIC |
| 3 | MAYBANK |
| 4 | OCBC |
| 5 | RHB |

58.49%

RM11.44 tn

2013

| Rank | Financial Institutions |
|------|------------------------|
| 1 | CIMB |
| 2 | MAYBANK |
| 3 | PUBLIC |
| 4 | HONG LEONG BANK |
| 5 | OCBC |

57.65%

RM11.86 tn

NCDS

| Rank | Financial Institutions |
|------|------------------------|
| 1 | PUBLIC |
| 2 | HONG LEONG BANK |
| 3 | PUBLIC INV |
| 4 | RHB |
| 5 | MAYBANK |

72.28%

RM328.55 bn

| Rank | Financial Institutions |
|------|------------------------|
| 1 | PUBLIC |
| 2 | PUBLIC INV |
| 3 | HONG LEONG BANK |
| 4 | KAF INVESTMENT |
| 5 | CIMB |

78.95%

RM283.42 bn

BANKERS ACCEPTANCE

| Rank | Financial Institutions |
|------|------------------------|
| 1 | UOB |
| 2 | MAYBANK |
| 3 | CIMB |
| 4 | RHB |
| 5 | PUBLIC |

68.67%

RM66.65 bn

| Rank | Financial Institutions |
|------|------------------------|
| 1 | UOB |
| 2 | RHB |
| 3 | CIMB |
| 4 | HONG LEONG BANK |
| 5 | MAYBANK |

63.37%

RM94.55 bn



Islamic Money Markets League Tables

2014

| Rank | Financial Institutions |
|------|------------------------|
| 1 | CIMB ISLAMIC |
| 2 | PUBLIC ISLAMIC |
| 3 | BANK ISLAM |
| 4 | MAYBANK ISLAMIC |
| 5 | AFFIN ISLAMIC |
| 6 | AMISLAMIC |
| 7 | HONG LEONG ISLAMIC |
| 8 | RHB ISLAMIC |
| 9 | MUAMALAT |
| 10 | OCBC AL AMIN |

86.07%

RM4.95 tn

2013

| Rank | Financial Institutions |
|------|------------------------|
| 1 | CIMB ISLAMIC |
| 2 | BANK ISLAM |
| 3 | PUBLIC ISLAMIC |
| 4 | HONG LEONG ISLAMIC |
| 5 | MAYBANK ISLAMIC |
| 6 | AMISLAMIC |
| 7 | HONG LEONG ISLAMIC |
| 8 | RHB ISLAMIC |
| 9 | MUAMALAT |
| 10 | OCBC AL AMIN |

85.94%

RM4.18 tn



Islamic Money Market League Tables by Instrument

Mudarabah

2014

| Rank | Financial Institutions |
|------|------------------------|
| 1 | BANK ISLAM |
| 2 | MAYBANK ISLAMIC |
| 3 | CIMB ISLAMIC |
| 4 | AM ISLAMIC |
| 5 | AFFIN ISLAMIC |

64.66%

RM2.76 tn

2013

| Rank | Financial Institutions |
|------|------------------------|
| 1 | BANK ISLAM |
| 2 | MAYBANK ISLAMIC |
| 3 | CIMB ISLAMIC |
| 4 | AM ISLAMIC |
| 5 | HONG LEONG ISLAMIC |

61.06%

RM2.55 tn

Wakalah Deposit

| Rank | Financial Institutions |
|------|------------------------|
| 1 | PUBLIC ISLAMIC |
| 2 | CIMB ISLAMIC |
| 3 | OCBC AL AMIN |
| 4 | CIMB |
| 5 | BANK ISLAM |

99.63%

RM1.14 tn

| Rank | Financial Institutions |
|------|------------------------|
| 1 | CIMB ISLAMIC |
| 2 | PUBLIC ISLAMIC |
| 3 | OCBC AL AMIN |
| 4 | BANK ISLAM |
| 5 | KFH |

98.73%

RM1.15 tn

Commodity Murabahah

| Rank | Financial Institutions |
|------|------------------------|
| 1 | CIMB ISLAMIC |
| 2 | BANK ISLAM |
| 3 | OCBC AL AMIN |
| 4 | AFFIN ISLAMIC |
| 5 | KFH |

84.68%

RM532.47 bn

| Rank | Financial Institutions |
|------|------------------------|
| 1 | RHB ISLAMIC |
| 2 | AL RAJHI |
| 3 | OCBC AL AMIN |
| 4 | KFH |
| 5 | CIMB ISLAMIC |

92.51%

RM125.11 bn



Islamic Money Market League Tables by Instrument

NIDC

2014

| Rank | Financial Institutions |
|------|------------------------|
| 1 | CIMB ISLAMIC |
| 2 | MAYBANK ISLAMIC |
| 3 | KAF INVESTMENT |
| 4 | HONG LEONG ISLAMIC |
| 5 | PUBLIC ISLAMIC |

64.69%

RM117.87 bn

2013

| Rank | Financial Institutions |
|------|------------------------|
| 1 | CIMB ISLAMIC |
| 2 | MAYBANK ISLAMIC |
| 3 | AFFIN INVESTMENT |
| 4 | BANK ISLAM |
| 5 | PUBLIC ISLAMIC |

64.78%

RM107.08 bn

IBA

| Rank | Financial Institutions |
|------|------------------------|
| 1 | HONG LEONG ISLAMIC |
| 2 | AFFIN ISLAMIC |

100.00%

RM17.78 bn

| Rank | Financial Institutions |
|------|------------------------|
| 1 | MAYBANK ISLAMIC |
| 2 | BANK MUAMALAT |
| 3 | AMISLAMIC |
| 4 | HONG LEONG ISLAMIC |
| 5 | BANK ISLAM |

93.19%

RM22.12 bn

OTHERS

| Rank | Financial Institutions |
|------|------------------------|
| 1 | HONG LEONG ISLAMIC |
| 2 | AFFIN ISLAMIC |
| 3 | RHB ISLAMIC |
| 4 | KFH |
| 5 | MUAMALAT |

98.32%

RM373.77 bn

| Rank | Financial Institutions |
|------|------------------------|
| 1 | HONG LEONG ISLAMIC |
| 2 | HSBC AMANAH |
| 3 | RHB ISLAMIC |
| 4 | CIMB ISLAMIC |
| 5 | CIMB |

96.43%

RM227.44 bn

*Others : Includes Wadiah deposit and SBBA



Conventional Derivatives Market League Tables

2014

| Rank | Financial Institutions |
|------|------------------------|
| 1 | DEUTSCHE BANK |
| 2 | CIMB |
| 3 | MAYBANK |
| 4 | OCBC |
| 5 | STANDARD CHARTERED |
| 6 | HONG LEONG BANK |
| 7 | AMBANK |
| 8 | HSBC |
| 9 | UOB |
| 10 | CITIBANK |

86.08%

RM247.29 bn

2013

| Rank | Financial Institutions |
|------|------------------------|
| 1 | DEUTSCHE BANK |
| 2 | CIMB |
| 3 | STANDARD CHARTERED |
| 4 | MAYBANK |
| 5 | HONG LEONG BANK |
| 6 | HSBC |
| 7 | AMBANK |
| 8 | CHASE |
| 9 | OCBC |
| 10 | RBS |

81.73%

RM279.68 bn

Conventional Derivatives Market League Tables by Instrument

INTEREST RATE (OVERALL)*2014

| Rank | Financial Institutions |
|------|------------------------|
| 1 | DEUTSCHE |
| 2 | CIMB |
| 3 | MAYBANK |
| 4 | OCBC |
| 5 | STANDARD CHARTERED |

62.55%

RM241.27 bn

2013

| Rank | Financial Institutions |
|------|------------------------|
| 1 | DEUTSCHE |
| 2 | CIMB |
| 3 | STANDARD CHARTERED |
| 4 | MAYBANK |
| 5 | HONG LEONG BANK |

58.18%

RM274.75 bn

KLIBOR

| Rank | Financial Institutions |
|------|------------------------|
| 1 | CITIBANK |
| 2 | STANDARD CHARTERED |
| 3 | HONG LEONG BANK INV |
| 4 | MAYBANK |
| 5 | HONG LEONG BANK |

100.00%

RM13.46 bn

| Rank | Financial Institutions |
|------|------------------------|
| 1 | STANDARD CHARTERED |
| 2 | DEUTSCHE |
| 3 | HSBC |
| 4 | MAYBANK |
| 5 | HONG LEONG BANK |

77.70%

RM26.04 bn

SWAPS

| Rank | Financial Institutions |
|------|------------------------|
| 1 | DEUTSCHE |
| 2 | CIMB |
| 3 | OCBC |
| 4 | MAYBANK |
| 5 | STANDARD CHARTERED |

63.95%

RM224.31 bn

| Rank | Financial Institutions |
|------|------------------------|
| 1 | DEUTSCHE |
| 2 | CIMB |
| 3 | STANDARD CHARTERED |
| 4 | MAYBANK |
| 5 | AMBANK |

57.55%

RM245.92 bn

* Includes FRA turnover amounted to RM2.0 bn by Deutsche Bank



Conventional Derivatives Market League Tables by Instrument

INTEREST RATE OPTIONS 2014

| Rank | Financial Institutions |
|------|------------------------|
| 1 | MAYBANK |
| 2 | AFFIN |
| 3 | CITIBANK |
| 4 | DEUTSCHE |

100.00%

RM1.50 bn

2013

| Rank | Financial Institutions |
|------|------------------------|
| 1 | MAYBANK |
| 2 | AFFIN |
| 3 | BANK OF TOKYO |

100.00%

RM2.79 bn

EQUITY (OVERALL)

| Rank | Financial Institutions |
|------|------------------------|
| 1 | CIMB |
| 2 | UOB |
| 3 | RHB INV |
| 4 | ALLIANCE |
| 5 | HONG LEONG BANK |

100.00%

RM1.36 bn

| Rank | Financial Institutions |
|------|------------------------|
| 1 | UOB |
| 2 | CIMB |
| 3 | RHB INV |
| 4 | AMBANK |
| 5 | ALLIANCE |

98.89%

RM1.96 bn

Conventional Derivatives Market League Tables by Instrument

WARRANTS

2014

| Rank | Financial Institutions |
|------|------------------------|
| 1 | RHB INV |
| 2 | OCBC |

100.00%

RM237.27 mn

2013

| Rank | Financial Institutions |
|------|------------------------|
| 1 | RHB INV |
| 2 | OCBC |

100.00%

RM148.20 mn

EQUITY OPTIONS

| Rank | Financial Institutions |
|------|------------------------|
| 1 | CIMB |
| 2 | UOB |
| 3 | ALLIANCE BANK |
| 4 | HONG LEONG BANK |

100.00%

RM1.12 bn

| Rank | Financial Institutions |
|------|------------------------|
| 1 | UOB |
| 2 | CIMB |
| 3 | AMBANK |
| 4 | ALLIANCE BANK |
| 5 | HONG LEONG BANK INV |

100.00%

RM1.82 bn

COMMODITY (OVERALL)

| Rank | Financial Institutions |
|------|------------------------|
| 1 | UOB |

100.00%

RM1.11 bn

| Rank | Financial Institutions |
|------|------------------------|
| 1 | UOB |
| 2 | OCBC |

100.00%

RM21.06 mn



Conventional Derivatives Market League Tables by Instrument

CREDIT (OVERALL) 2014

| Rank | Financial Institutions |
|------|------------------------|
| 1 | CIMB |
| 2 | CHASE |

100.00%

RM94 mn

2013

| Rank | Financial Institutions |
|------|------------------------|
| 1 | CIMB |
| 2 | BNP PARIBAS |

100.00%

RM1.11 bn

OTHERS

| Rank | Financial Institutions |
|------|------------------------|
| 1 | MIZUHO |
| 2 | CHASE |
| 3 | STANDARD CHARTERED |
| 4 | MAYBANK INV |

100.00%

RM3.47 bn

| Rank | Financial Institutions |
|------|------------------------|
| 1 | CHASE |
| 2 | STANDARD CHARTERED |
| 3 | MIZUHO |

100.00%

RM1.84 bn

*Others : Includes structured derivatives., LIBOR futures, bond futures, exotic equity product.



Islamic Derivatives Market League Tables by Instrument

IPRS*

2014

| Rank | Financial Institutions |
|------|------------------------|
| 1 | HONG LEONG ISLAMIC |
| 2 | BANK MUAMALAT |
| 3 | CIMB ISLAMIC |
| 4 | AM ISLAMIC |
| 5 | PUBLIC ISLAMIC |

98.98%

RM8.32 bn

IPRS

2013

| Rank | Financial Institutions |
|------|------------------------|
| 1 | CIMB ISLAMIC |
| 2 | BANK MUAMALAT |
| 3 | PUBLIC ISLAMIC |
| 4 | HONG LEONG ISLAMIC |
| 5 | CITIBANK |

100.00%

RM4.84 bn

* Islamic Profit Rate Swap