



2015 Malaysian Financial Market Trading Volume

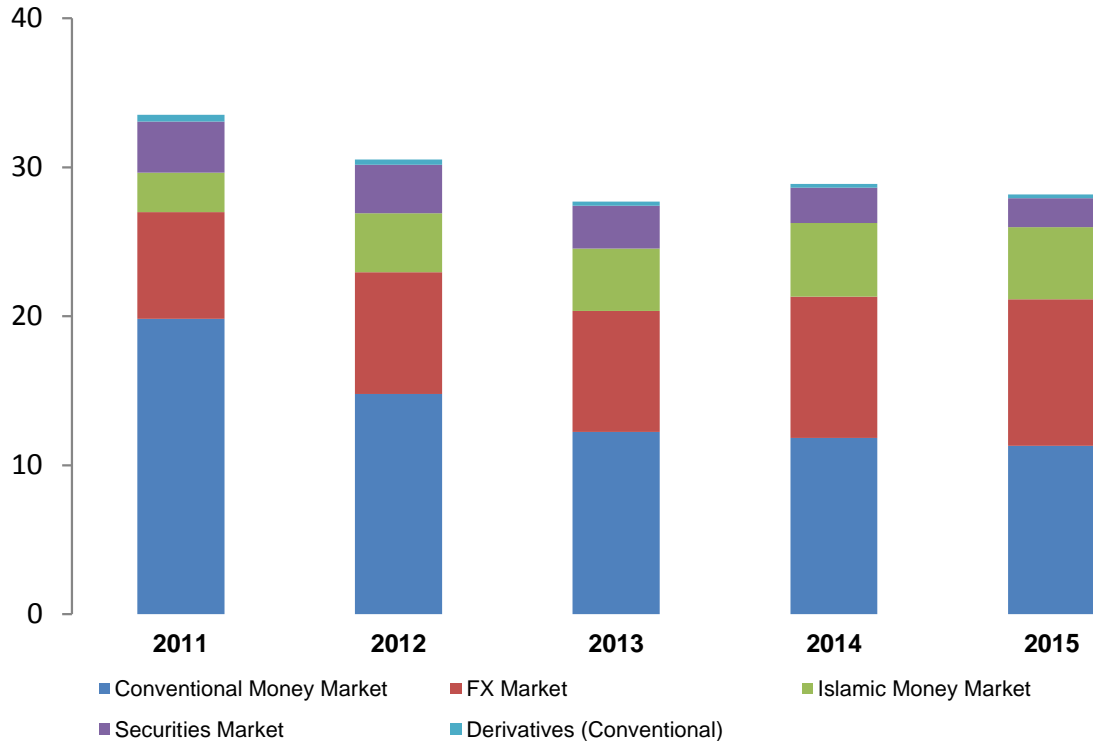
Foreign Exchange, Bond and Money Markets

Jabatan Operasi Pelaburan dan Pasaran Kewangan



Overview of Malaysian Financial Market

MYR trillion



- Malaysian financial market recorded total volume of RM28.18 trillion, a decrease of 2.41% or RM695 billion, from 2014.
- The marginal decrease was primarily due to the fall in securities market trading volume.

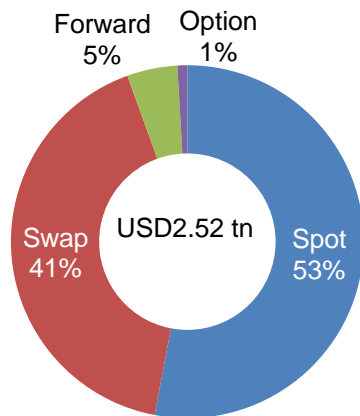
Exchange rate:-

- 2014 USD/MYR: 3.2733
- 2015 USD/MYR: 3.9063

Source: ROMS, BNM Monthly Statistical Bulletin , BNM Survey and ETP.



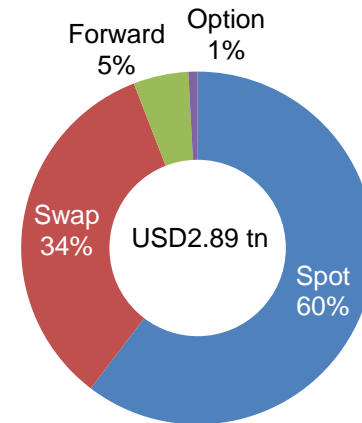
Foreign Exchange (FX) Market



2015

Rank	Financial Institutions
1	CIMB
2	MAYBANK
3	HSBC
4	STANDARD CHARTERED
5	AMBANK
6	OCBC
7	CITIBANK
8	UOB
9	RHB
10	HONG LEONG

Share of top 10: 81.58%



2014

Rank	Financial Institutions
1	CIMB
2	MAYBANK
3	HSBC
4	STANDARD CHARTERED
5	CITIBANK
6	OCBC
7	UOB
8	AMBANK
9	BNP PARIBAS
10	HONG LEONG

Share of top 10: 81.84%

Source: ROMS and BNM Survey



FX Market by Instrument

FX Spot 2015

Rank	Financial Institutions
1	CIMB
2	MAYBANK
3	HSBC
4	AMBANK
5	OCBC

59.74%
of
US1.33 tn

2014

Rank	Financial Institutions
1	CIMB
2	HSBC
3	MAYBANK
4	OCBC
5	CITIBANK

55.88%
of
US1.75 tn

FX Swaps 2015

Rank	Financial Institutions
1	CIMB
2	MAYBANK
3	HSBC
4	STANDARD CHARTERED
5	UOB

69.49%
of
US1.04 tn

2014

Rank	Financial Institutions
1	CIMB
2	MAYBANK
3	STANDARD CHARTERED
4	HSBC
5	BNP PARIBAS

68.53%
of
US976.82 bn

FX Forwards 2015

Rank	Financial Institutions
1	HSBC
2	STANDARD CHARTERED
3	MAYBANK
4	CITIBANK
5	JP MORGAN

57.37%
of
US116.30 bn

2014

Rank	Financial Institutions
1	CIMB
2	HSBC
3	CITIBANK
4	JP MORGAN
5	MAYBANK

67.04%
of
US146.04 bn



FX Market by Instrument

FX Options

2015

Rank	Financial Institutions
1	MAYBANK
2	OCBC
3	CIMB
4	HSBC
5	CITIBANK

77.11%
of
US22.84 bn

2014

Rank	Financial Institutions
1	MAYBANK
2	OCBC
3	HSBC
4	CIMB
5	UOBM

86.92%
of
US24.34 bn

Third Currency¹

2015

Rank	Financial Institutions
1	CIMB
2	MAYBANK
3	HSBC
4	CHARTERED
5	AMBANK

69.55%
of
US751.33 bn

2014

Rank	Financial Institutions
1	CIMB
2	MAYBANK
3	RHB
4	CHARTERED
5	HSBC

65.86%
of
US795.38 bn

RMB Transactions²

2015

Rank	Financial Institutions
1	CIMB
2	MAYBANK
3	Bank of China
4	ICBC
5	RHB

91.30%
of
RMB997.60 bn
US153.63 bn

2014

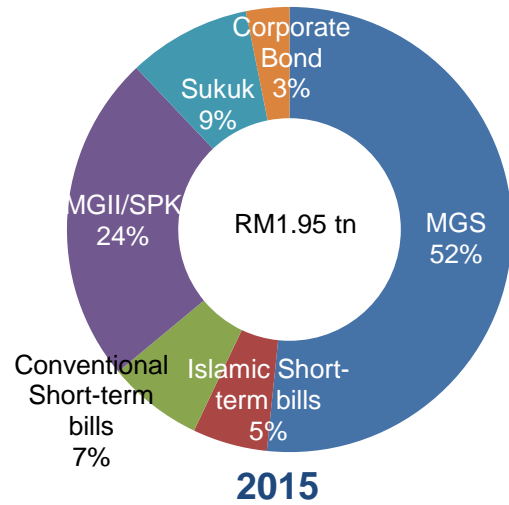
Rank	Financial Institutions
1	CIMB
2	ICBC
3	Maybank
4	Chartered
5	Bank of China

87.68%
of
RMB859.21 bn
US139.44 bn

¹ Refers to non-MYR transactions

² Source : BNM Survey on RMB businesses

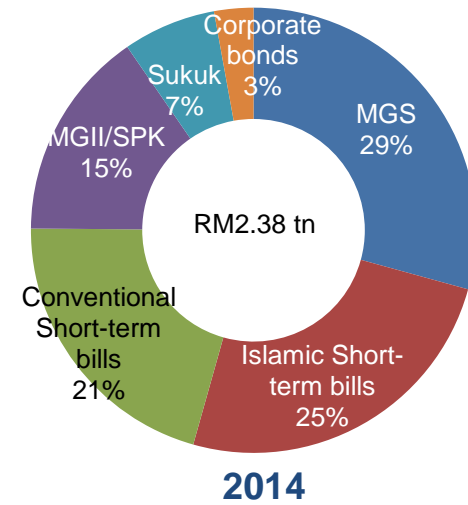
Secondary Bond Market



Rank	Financial Institutions
1	HSBC
2	CIMB
3	STANDARD CHARTERED
4	AMBANK
5	MAYBANK
6	CITIBANK
7	JP MORGAN CHASE
8	HONG LEONG BANK
9	PUBLIC
10	DEUTSCHE BANK

Share of top 10: 70.34%

Source: BNM Monthly Statistical Bulletin and ETP.



Rank	Financial Institutions
1	CIMB
2	HONG LEONG BANK
3	MAYBANK
4	HSBC
5	CITIBANK
6	STANDARD CHARTERED
7	PUBLIC
8	JP MORGAN CHASE
9	AMBANK
10	RHB

Share of top 10: 66.04%



Secondary Conventional Bond Market by Instrument

MGS

2015

Rank	Financial Institutions
1	HSBC
2	STANDARD CHARTERED
3	CIMB
4	JP MORGAN CHASE
5	CITIBANK
6	AMBANK
7	MAYBANK
8	DEUTSCHE
9	BANK OF AMERICA
10	HONG LEONG BANK

82.31%
of
RM1008.27 bn

2014

Rank	Financial Institutions
1	CIMB
2	JP MORGAN CHASE
3	HSBC
4	STANDARD CHARTERED
5	CITIBANK
6	HONG LEONG BANK
7	MAYBANK
8	DEUTSCHE
9	AMBANK
10	RHB BANK

76.80%
of
RM696.20 bn



Secondary Conventional Bond Market by Instrument

Short-Term Bills

2015

Rank	Financial Institutions
1	HSBC
2	STANDARD CHARTERED
3	MAYBANK
4	AMBANK
5	CIMB
6	HONG LEONG BANK
7	JP MORGAN CHASE
8	PUBLIC BANK
9	CITIBANK
10	UOB

91.39%
of
RM135.17 bn

2014

Rank	Financial Institutions
1	HSBC
2	STANDARD CHARTERED
3	HONG LEONG BANK
4	CITIBANK
5	CIMB
6	MAYBANK
7	PUBLIC BANK
8	JP MORGAN CHASE
9	DEUTSCHE
10	UOB

74.51%
of
RM493.59 bn

Corporate Bonds

2015

Rank	Financial Institutions
1	MAYBANK
2	RHB INVESTMENT
3	CIMB
4	HONG LEONG INVESTMENT
5	AMBANK
6	HONG LEONG BANK
7	AFFIN INVESTMENT
8	JP MORGAN CHASE
9	KAF INVESTMENT
10	OCBC

90.78%
of
RM61.42 bn

2014

Rank	Financial Institutions
1	MAYBANK
2	RHB INVESTMENT
3	CIMB
4	KAF INVESTMENT
5	HONG LEONG BANK
6	HONG LEONG INVESTMENT
7	AMBANK
8	KENANGA INVESTMENT
9	AFFIN INVESTMENT
10	STANDARD CHARTERED

88.58%
of
RM67.77 bn



Secondary Islamic Sukuk Market by Instrument

MGII / SPK

2015

Rank	Financial Institutions
1	CIMB
2	AMBANK
3	CIMB ISLAMIC
4	PUBLIC
5	HONG LEONG BANK
6	CITIBANK
7	MAYBANK
8	BANK ISLAM
9	RHB
10	JP MORGAN CHASE

65.63%
of
RM467.73 bn

2014

Rank	Financial Institutions
1	BANK ISLAM
2	PUBLIC
3	CIMB ISLAMIC
4	MAYBANK
5	RHB
6	AMBANK
7	HONG LEONG BANK
8	CIMB
9	CITIBANK
10	BANK MUAMALAT

67.08%
of
RM363.32 bn

Secondary Islamic Sukuk Market by Instrument

Short-Term Bills

2015

Rank	Financial Institutions
1	MAYBANK
2	HSBC
3	CIMB
4	AMBANK
5	PUBLIC
6	HONG LEONG BANK
7	CITIBANK
8	HONG LEONG ISLAMIC
9	BANK ISLAM
10	STANDARD CHARTERED

70.75%
of
RM105.99 bn

2014

Rank	Financial Institutions
1	CIMB
2	HONG LEONG BANK
3	MAYBANK
4	HSBC
5	CITIBANK
6	PUBLIC
7	BANK ISLAM
8	RHB
9	STANDARD CHARTERED
10	CIMB ISLAMIC

74.87%
of
RM596.73 bn

Sukuk

2015

Rank	Financial Institutions
1	RHB INVESTMENT
2	HONG LEONG BANK
3	MAYBANK
4	CIMB
5	BANK ISLAM
6	AFFIN INVESTMENT
7	HONG LEONG INVESTMENT
8	BANK MUAMALAT
9	AMBANK
10	KENANGA INVESTMENT

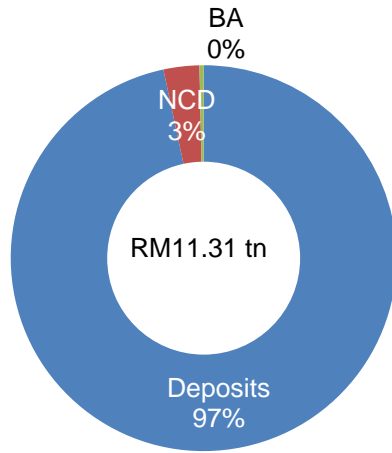
86.43%
of
RM174.34 bn

2014

Rank	Financial Institutions
1	RHB INVESTMENT
2	CIMB
3	MAYBANK
4	HONG LEONG BANK
5	BANK ISLAM
6	HONG LEONG INVESTMENT
7	AMBANK
8	KENANGA INVESTMENT
9	BANK MUAMALAT
10	KAF INVESTMENT

82.09%
of
RM160.50 bn

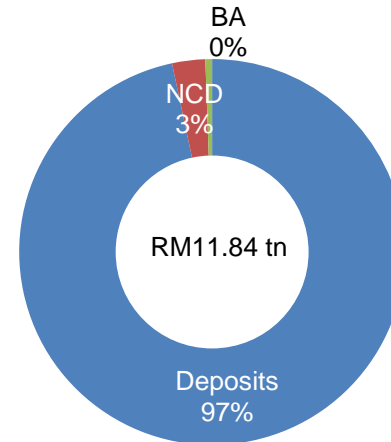
Conventional Money Market



2015

Rank	Financial Institutions
1	CIMB
2	PUBLIC BANK
3	MAYBANK
4	AMBANK
5	HONG LEONG BANK
6	RHB
7	PUBLIC INV
8	ALLIANCE
9	AFFIN
10	OCBC

Share of top 10: 80.19%



2014

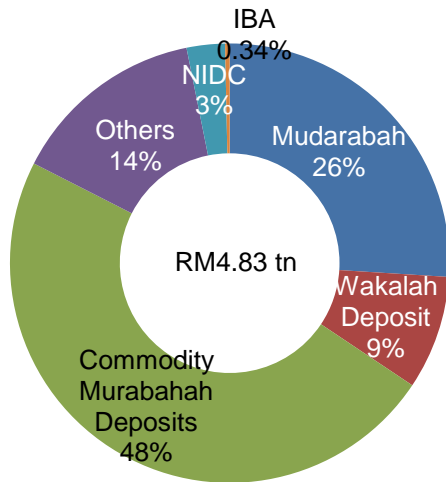
Rank	Financial Institutions
1	CIMB
2	PUBLIC BANK
3	MAYBANK
4	OCBC
5	RHB
6	HONG LEONG BANK
7	AMBANK
8	PUBLIC INV
9	HSBC
10	UOB

Share of top 10: 78.27%

Source: BNM Monthly Statistical Bulletin.



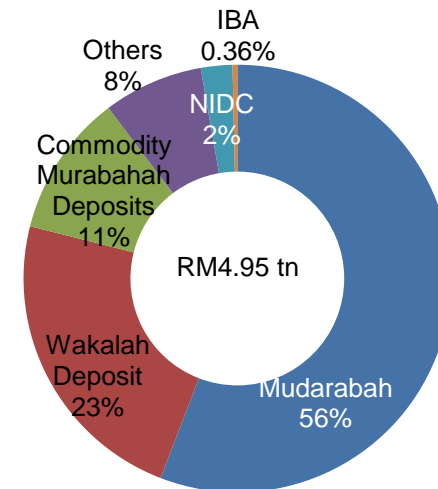
Islamic Money Market



2015

Rank	Financial Institutions
1	CIMB ISLAMIC
2	BANK ISLAM
3	MAYBANK ISLAMIC
4	PUBLIC ISLAMIC
5	AFFIN ISLAMIC
6	HONG LEONG ISLAMIC
7	OCBC AL AMIN
8	AMBANK ISLAMIC
9	MUAMALAT
10	CIMB BANK

Share of top 10: 85.14%



2014

Rank	Financial Institutions
1	CIMB ISLAMIC
2	PUBLIC ISLAM
3	BANK ISLAM
4	MAYBANK ISLAMIC
5	AFFIN ISLAMIC
6	AMISLAMIC
7	HONG LEONG ISLAMIC
8	RHB ISLAMIC
9	MUAMALAT
10	OCBC AL AMIN

Share of top 10: 86.07%

Source: BNM Monthly Statistical Bulletin.



Islamic Money Market by Instrument

Commodity Murabahah 2015

Rank	Financial Institutions
1	BANK ISLAM
2	CIMB ISLAMIC
3	MAYBANK ISLAMIC
4	OCBC AL AMIN
5	AFFIN ISLAMIC

86.19%
of
RM2.32 tn

2014

Rank	Financial Institutions
1	CIMB ISLAMIC
2	BANK ISLAM
3	OCBC AL AMIN
4	AFFIN ISLAMIC
5	KFH

84.68%
of
RM532.47 bn

Mudharabah 2015

Rank	Financial Institutions
1	CIMB ISLAMIC
2	CIMB BANK
3	AMBANK ISLAMIC
4	MAYBANK ISLAMIC
5	KAF INVESTMENT

58.24%
of
RM1.25 tn

2014

Rank	Financial Institutions
1	BANK ISLAM
2	MAYBANK ISLAMIC
3	CIMB ISLAMIC
4	AM ISLAMIC
5	AFFIN ISLAMIC

64.66%
of
RM2.76 tn

NIDC 2015

Rank	Financial Institutions
1	MAYBANK ISLAMIC
2	HONG LEONG ISLAMIC
3	PUBLIC ISLAMIC
4	AMBANK ISLAMIC
5	KAF INVESTMENT

61.84%
of
RM135.88 bn

2014

Rank	Financial Institutions
1	CIMB ISLAMIC
2	MAYBANK ISLAMIC
3	KAF INVESTMENT
4	HONG LEONG ISLAMIC
5	PUBLIC ISLAMIC

64.69%
of
RM117.87 bn



Islamic Money Market by Instrument

Wakalah Deposit

2015

Rank	Financial Institutions
1	PUBLIC ISLAMIC
2	CIMB ISLAMIC
3	OCBC AL AMIN
4	CIMB BANK
5	MUAMALAT

99.99%
of
RM404.50 bn

2014

Rank	Financial Institutions
1	PUBLIC ISLAMIC
2	CIMC ISLAMIC
3	OCBC AL AMIN
4	CIMB BANK
5	BANK ISLAM

99.63%
of
RM1.14 tn

Others

(incl. Wadiah deposit & SBBA) 2015

Rank	Financial Institutions
1	CIMB ISLAMIC
2	CIMB BANK
3	AMBANK ISLAMIC
4	MAYBANK ISLAMIC
5	KAF INVESTMENT

58.24%
of
RM690.17 bn

2014

Rank	Financial Institutions
1	HONG LEONG ISLAMIC
2	AFFIN ISLAMIC
3	RHB ISLAMIC
4	KFH
5	MUAMALAT

98.32%
of
RM373.77 bn

IBA

2015

Rank	Financial Institutions
1	MAYBANK ISLAMIC
2	BANK ISLAM

100.00%
of
RM16.17 bn

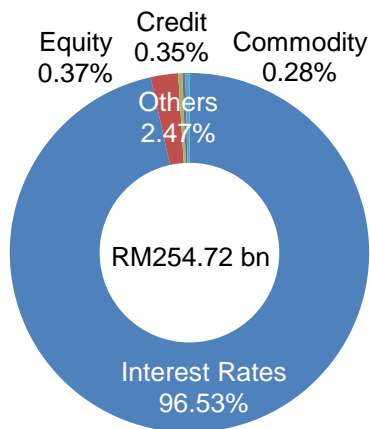
2014

Rank	Financial Institutions
1	MAYBANK ISLAMIC
2	MUAMALAT

100.00%
of
RM17.78 bn



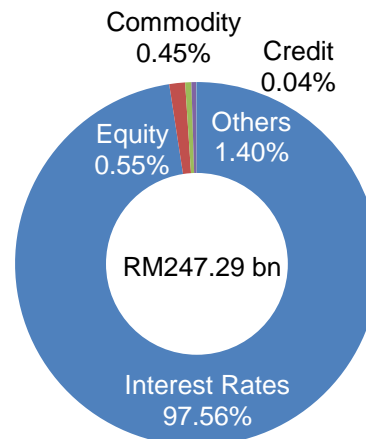
Derivatives Market



2015

Rank	Financial Institutions
1	CIMB
2	BOFA
3	DEUTSCHE BANK
4	MAYBANK
5	BTMU
6	HONG LEONG BANK
7	J.P. MORGAN
8	AMBANK
9	OCBC
10	HSBC

Share of top 10: 84.70%



2014*

Rank	Financial Institutions
1	DEUTSCHE BANK
2	OCBC
3	CIMB
4	MAYBANK
5	STANDARD CHARTERED
6	HONG LEONG BANK
7	AMBANK
8	HSBC
9	UOB
10	CITIBANK

Share of top 10: 86.08%

Source: BNM Monthly Statistical Bulletin.

- Includes FRA turnover amounted to RM2.0 bn by Deutsche Bank



Derivatives by Instrument

Conventional

INTEREST RATE (OVERALL)# 2015

Rank	Financial Institutions
1	CIMB
2	BOFA
3	DEUTSCHE BANK
4	MAYBANK
5	BTMU

58.37%
of
RM245.87 bn

2014*

Rank	Financial Institutions
1	DEUTSCHE
2	CIMB
3	MAYBANK
4	OCBC
5	STANDARD CHARTERED

62.55%
of
RM241.27 bn

Includes KLIBOR Futures, FRA, Swaps & Options, where Swaps makes up 98.73% of the total volume.

* Includes FRA turnover amounted to RM2.0 bn by Deutsche Bank

Islamic - Islamic Profit Rate Swap (IPRS)

IPRS 2015

Rank	Financial Institutions
1	PUBLIC ISLAMIC
2	MAYBANK ISLAMIC
3	HONG LEONG ISLAMIC
4	CIMB ISLAMIC

100.00%
of
RM2.64 bn

2014

Rank	Financial Institutions
1	HONG LEONG ISLAMIC
2	BANK MUAMALAT
3	CIMB ISLAMIC
4	AM ISLAMIC
5	PUBLIC ISLAMIC

98.98%
of
RM8.32 bn

