

2011 League Tables

Malaysian Financial Market

Jabatan Operasi Pelaburan dan Pasaran Kewangan

29th February 2012



Overview of Malaysian Financial Market

Year	FX Market	Conventional Money Market	Islamic Money Market	Bond Market	Derivatives (Conventional)
2010	RM6.80 tn (US\$2.11 tn)	RM18.55 tn	RM1.86 tn	RM1.91 tn	RM369.12 bn
2011	RM9.21tn (US\$3.01 tn)	RM19.82 tn	RM2.66 tn	RM3.42 tn	RM460.79 bn
% Changes	+ 42.7 %	+ 6.8 %	+ 43.0 %	+ 79.1 %	+ 24.8 %
Source	ROMS	Market survey	Market survey	ETP	Market survey

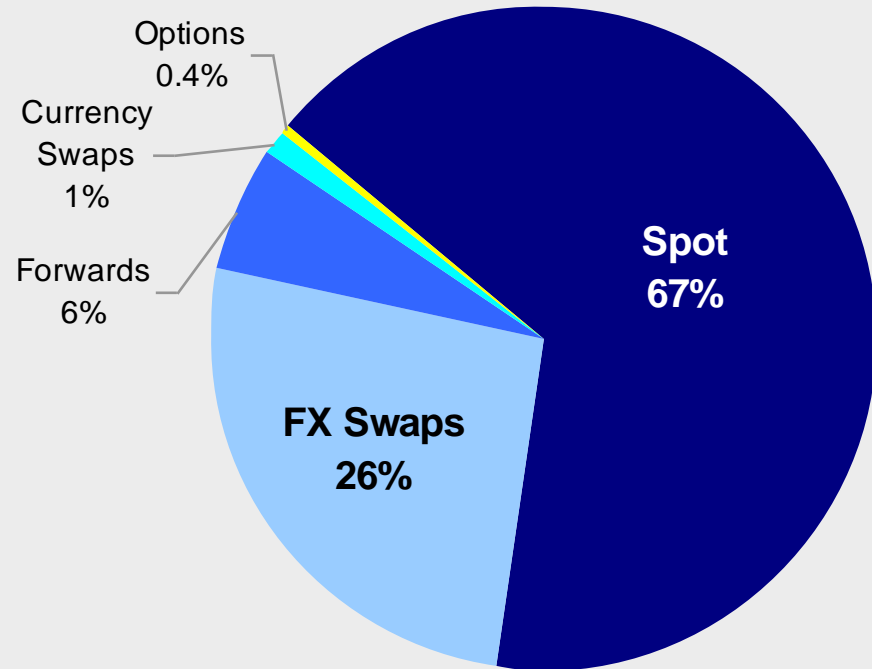
* 2010 USD/MYR Average: 3.2175

2011 USD/MYR Average: 3.0587



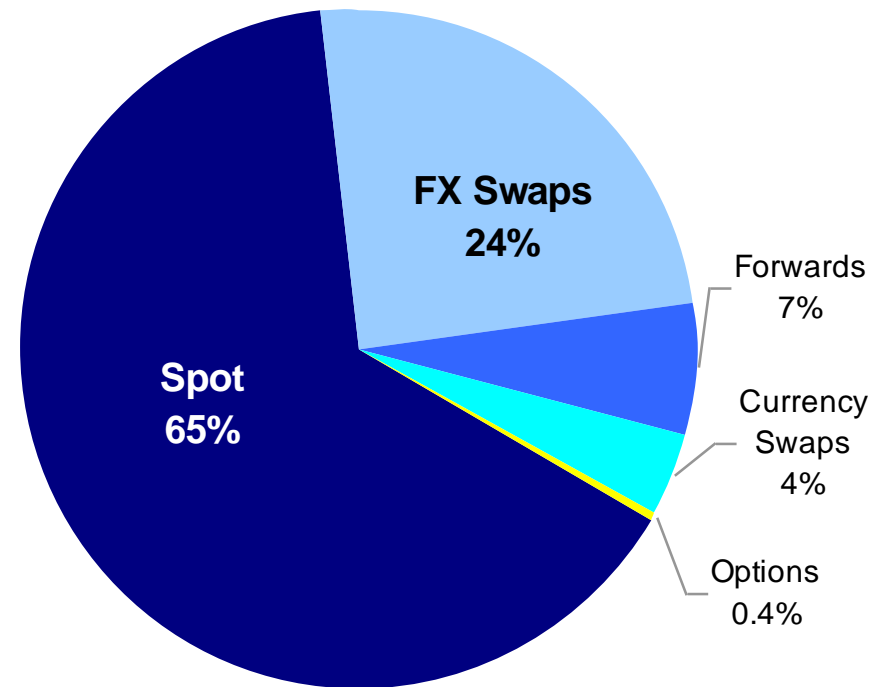
FX Market Trading ... by Instrument Types

2010



USD 2.11 tn

2011



USD 3.01 tn



League Tables ... for FX Market Trading

2010

Rank	Financial Institutions
1	STANDARD CHARTERED
2	HSBC
3	MAYBANK
4	OCBC
5	CIMB
6	HONG LEONG BANK
7	CITIBANK
8	RHB
9	DEUTSCHE
10	JP MORGAN CHASE

82.00%

USD2.11 tn

2011

Rank	Financial Institutions
1	HSBC
2	STANDARD CHARTERED
3	MAYBANK
4	CIMB
5	CITIBANK
6	OCBC
7	HONG LEONG BANK
8	RHB
9	AMBANK
10	DEUTSCHE

83.00%

USD3.01 tn



League Tables for FX Market Trading ... by Instrument Types

FX Spot 2010

Rank	Financial Institutions
1	HSBC
2	STANDARD CHARTERED
3	MAYBANK
4	OCBC
5	HONG LEONG BANK

62.00%

USD1.39 tn

2011

Rank	Financial Institutions
1	HSBC
2	STANDARD CHARTERED
3	MAYBANK
4	CITIBANK
5	HONG LEONG BANK

58.00%

USD1.96 tn

FX Swaps

Rank	Financial Institutions
1	CIMB
2	STANDARD CHARTERED
3	HSBC
4	PUBLIC BANK
5	DEUTSCHE BANK

53.00%

USD554.5 bn

Rank	Financial Institutions
1	STANDARD CHARTERED
2	CIMB
3	MAYBANK
4	HSBC
5	PUBLIC BANK

53.00%

USD731.5 bn

FX Forwards

Rank	Financial Institutions
1	OCBC
2	HSBC
3	CITIBANK
4	CIMB
5	STANDARD CHARTERED

62.00%

USD125.0 bn

Rank	Financial Institutions
1	OCBC
2	CIMB
3	CITIBANK
4	HSBC
5	STANDARD CHARTERED

64.00%

USD197.8 bn



League Tables for FX Market Trading ... by Instrument Types (cont'd)

Currency Swaps 2010

Rank	Financial Institutions
1	HSBC
2	OCBC
3	CITIBANK
4	UOB
5	OSK INVESTMENT

97.00%

USD27.8 bn

2011

Rank	Financial Institutions
1	HSBC
2	OCBC
3	CITIBANK
4	JP MORGAN CHASE
5	UOB

97.00%

USD109.1 bn

FX Options

Rank	Financial Institutions
1	OCBC
2	HONG LEONG BANK
3	CITIBANK
4	JP MORGAN CHASE
5	HSBC

82.00%

USD9.1 bn

Rank	Financial Institutions
1	OCBC
2	JP MORGAN CHASE
3	HSBC
4	CITIBANK
5	UOB

77.00%

USD12.3 bn

Third Currencies

Rank	Financial Institutions
1	OCBC
2	RHB
3	HSBC
4	MAYBANK
5	UOB

Account for
14.12% of
overall market
turnover

79.00%

USD298.39 bn

Rank	Financial Institutions
1	HSBC
2	OCBC
3	MAYBANK
4	RHB
5	CITIBANK

Account for
16.22% of
overall market
turnover

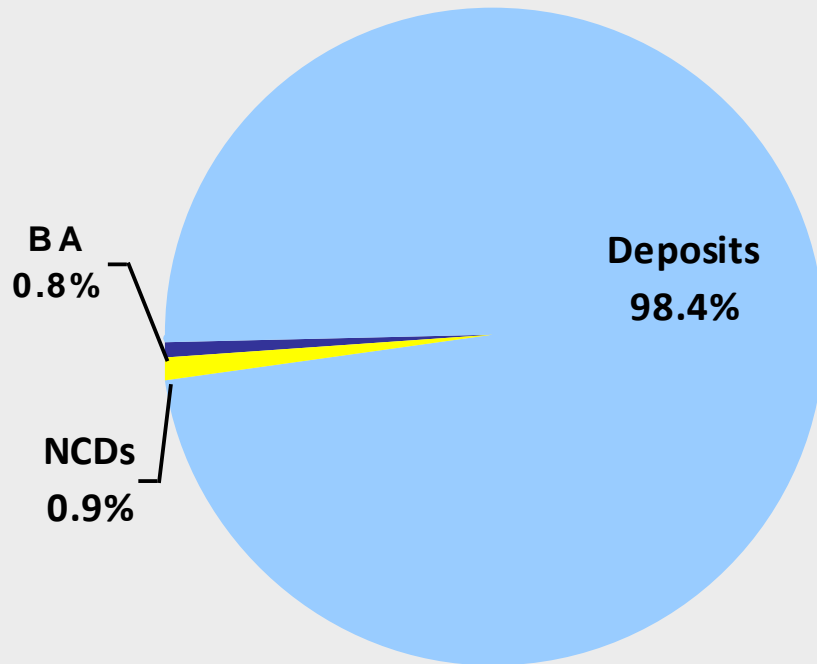
76.00%

USD488.34 bn



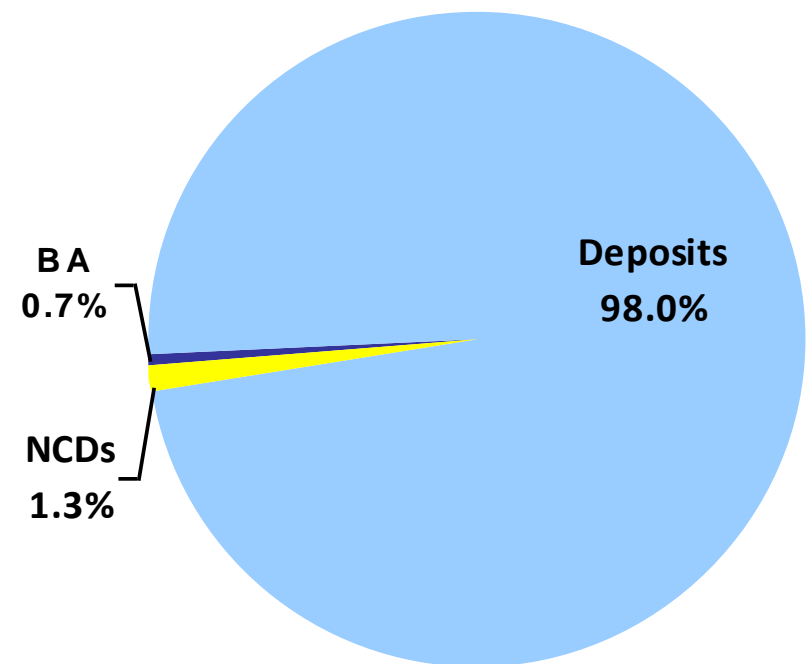
Conventional Money Markets ... by Instrument Types

2010



RM18.55 tn

2011



RM19.82 tn



League Tables ... for Conventional Money Markets

2010

Rank	Financial Institutions
1	HONG LEONG BANK
2	CIMB
3	MAYBANK
4	HSBC
5	RHB
6	PUBLIC
7	STANDARD CHARTERED
8	UOB
9	AMBANK
10	OCBC

82.79%

RM18.55 tn

2011

Rank	Financial Institutions
1	CIMB
2	HONG LEONG BANK
3	MAYBANK
4	PUBLIC
5	RHB
6	OCBC
7	UOB
8	HSBC
9	STANDARD CHARTERED
10	AMBANK

82.21%

RM19.82 tn



League Tables for Conventional Money Markets ... by Instrument Types

BANKERS ACCEPTANCE 2010

Rank	Financial Institutions
1	MAYBANK
2	RHB
3	HONG LEONG BANK
4	UOB
5	CIMB

63.82%

RM139.62 bn

2011

Rank	Financial Institutions
1	MAYBANK
2	PUBLIC
3	RHB
4	UOB
5	HONG LEONG BANK

58.72%

RM134.04 bn

DEPOSIT

Rank	Financial Institutions
1	HONG LEONG BANK
2	CIMB
3	MAYBANK
4	HSBC
5	RHB

60.28%

RM18.24 tn

Rank	Financial Institutions
1	CIMB
2	HONG LEONG BANK
3	MAYBANK
4	PUBLIC
5	RHB

57.00%

RM19.42 tn

NCDS

Rank	Financial Institutions
1	PUBLIC
2	HONG LEONG BANK
3	CIMB
4	STANDARD CHARTERED
5	RHB

64.98%

RM163.19 bn

Rank	Financial Institutions
1	PUBLIC
2	HONG LEONG BANK
3	PUBLIC INV
4	MAYBANK
5	CIMB

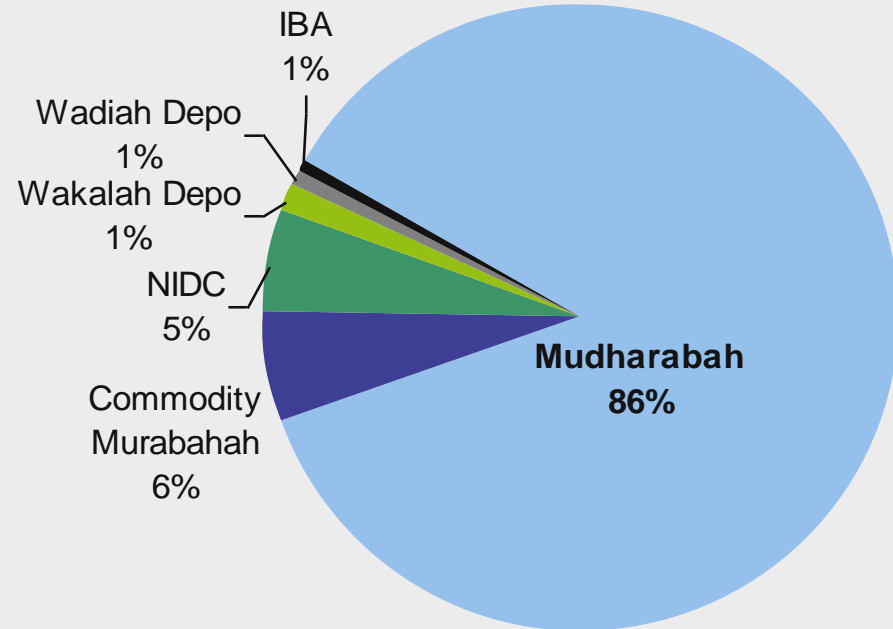
70.58%

RM265.58 bn



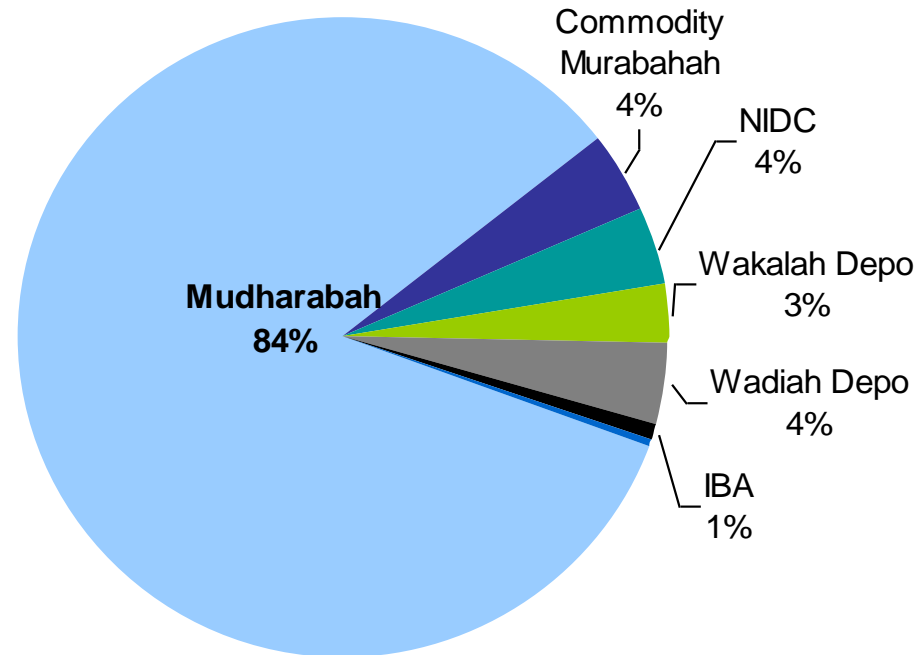
Islamic Money Market Trading ... by Instrument Types

2010



RM1.86 tn

2011



RM2.66 tn



League Tables ... for Islamic Money Markets

2010

Rank	Financial Institutions
1	PUBLIC ISLAMIC
2	BANK ISLAM
3	HONG LEONG ISLAMIC
4	AFFIN
5	AM ISLAMIC
6	CIMB ISLAMIC
7	KFH
8	KAF
9	EON ISLAMIC
10	MAYBANK ISLAMIC

83.63%

RM1.86 tn

2011

Rank	Financial Institutions
1	PUBLIC ISLAMIC
2	RHB ISLAMIC
3	CIMB ISLAMIC
4	BANK ISLAM
5	MAYBANK ISLAMIC
6	AM ISLAMIC
7	AFFIN
8	KFH
9	KAF
10	HONG LEONG ISLAMIC

85.32%

RM2.66 tn



League Tables for Islamic Money Market Trading ... by Instrument Types

Mudharabah 2010

Rank	Financial Institutions
1	PUBLIC ISLAMIC
2	HONG LEONG ISLAMIC
3	BANK ISLAM
4	AFFIN
5	AMISLAMIC

59.89%

RM1.60 tn

2011

Rank	Financial Institutions
1	PUBLIC ISLAMIC
2	RHB ISLAMIC
3	BANK ISLAM
4	AM ISLAMIC
5	MAYBANK ISLAMIC

58.66%

RM2.24 tn

Commodity Murabahah

Rank	Financial Institutions
1	KFH
2	AL RAJHI
3	CIMB ISLAMIC
4	HONG LEONG ISLAMIC
5	ASIAN FINANCE

96.31%

RM108.18 bn

Rank	Financial Institutions
1	KFH
2	CIMB ISLAMIC
3	AL RAJHI
4	RHB ISLAMIC
5	ASIAN FINANCE

95.86%

RM113.33 bn

NIDC

Rank	Financial Institutions
1	PUBLIC ISLAMIC
2	BANK ISLAM
3	KAF
4	MUAMALAT
5	CIMB ISLAMIC

80.56%

RM98.92 bn

Rank	Financial Institutions
1	KAF
2	CIMB ISLAMIC
3	BANK ISLAM
4	PUBLIC ISLAMIC
5	MUAMALAT

79.19%

RM102.05 bn



League Tables for Islamic Money Market Trading ... by Instrument Types

Wakalah Deposit 2010

Rank	Financial Institutions
1	BANK ISLAM
2	AFFIN
3	KFH
4	RHB ISLAMIC
5	CIMB ISLAMIC

100.00%

RM21.84 bn

2011

Rank	Financial Institutions
1	BANK ISLAM
2	KFH
3	CIMB ISLAMIC
4	AFFIN
5	RHB ISLAMIC

99.98%

RM75.92 bn

Wadiah Deposit

Rank	Financial Institutions
1	CIMB ISLAMIC
2	OCBC
3	RHB ISLAMIC
4	AFFIN
5	SAADIQ

99.70%

RM16.45 bn

Rank	Financial Institutions
1	CIMB ISLAMIC
2	RHB ISLAMIC
3	SAADIQ
4	AFFIN
5	OCBC

100.00%

RM 109.99 bn

IAB

Rank	Financial Institutions
1	AM ISLAMIC
2	HONG LEONG ISLAMIC
3	BANK ISLAM
4	MUAMALAT
5	OSK

88.94%

RM11.18 bn

Rank	Financial Institutions
1	CIMB ISLAMIC
2	MAYBANK ISLAMIC
3	AM ISLAMIC
4	BANK ISLAM
5	MUAMALAT

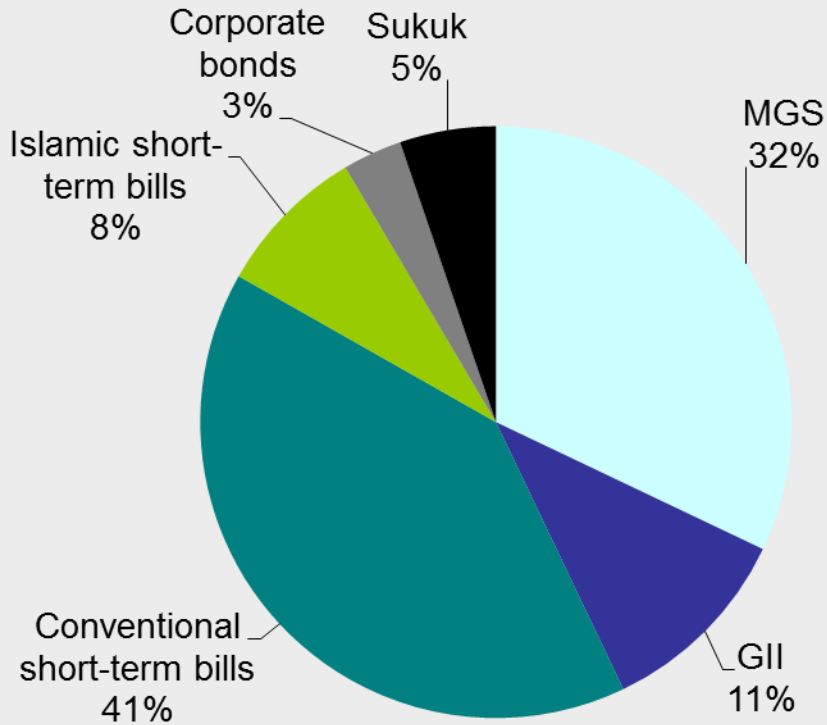
81.53%

RM17.68 bn



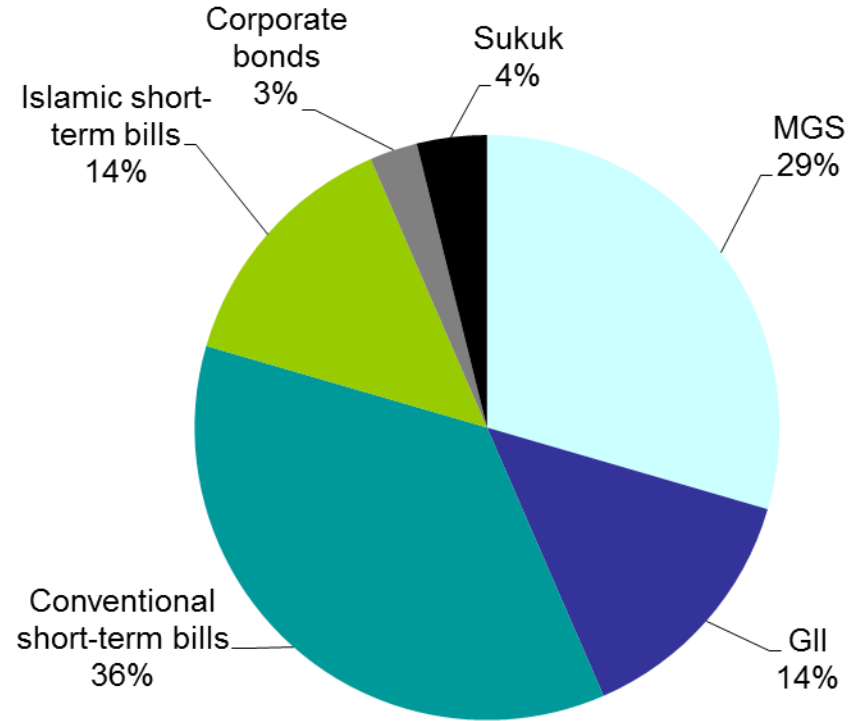
Secondary Bond Market Trading ... by Instrument Types

2010



RM1.91 tn

2011



RM3.42 tn



League Tables ... for Secondary Bond Market Trading

2010

Rank	Financial Institutions
1	CITIBANK
2	STANDARD CHARTERED
3	MAYBANK
4	JP MORGAN CHASE
5	CIMB
6	HSBC
7	OCBC
8	HONG LEONG BANK
9	AMBANK
10	RHB

70.91%

RM1.91 tn

2011

Rank	Financial Institutions
1	CITIBANK
2	JP MORGAN CHASE
3	STANDARD CHARTERED
4	MAYBANK
5	CIMB
6	HSBC
7	AMBANK
8	HONG LEONG BANK
9	OCBC
10	RHB

63.63%

RM3.42 tn



League Tables for Conventional Bond Market Secondary Trading ... by Instrument Types

MGS **2010**

Rank	Financial Institutions
1	CITIBANK
2	HSBC
3	DEUTSCHE BANK
4	JP MORGAN CHASE
5	RHB

47.28%

RM609.83 bn

Short-Term Bills (Conventional)

Rank	Financial Institutions
1	CITIBANK
2	JP MORGAN CHASE
3	STANDARD CHARTERED
4	HONG LEONG BANK
5	HSBC

54.52%

RM766.49 bn

Corporate Bonds

Rank	Financial Institutions
1	OCBC
2	CIMB
3	OSK INVESTMENT BANK
4	AMBANK
5	KENANGA INVESTMENT

51.79%

RM61.85 b

2011

Rank	Financial Institutions
1	CITIBANK
2	HSBC
3	STANDARD CHARTERED
4	CIMB
5	RHB

41.30%

RM1,006.90 bn

Rank	Financial Institutions
1	JP MORGAN CHASE
2	CITIBANK
3	HSBC
4	MAYBANK
5	HONG LEONG BANK

45.71%

RM1,229.63 bn

Rank	Financial Institutions
1	AMBANK
2	OCBC
3	OSK INVESTMENT
4	KAF INVESTMENT
5	CIMB

60.52%

RM90.24 bn



League Tables for Islamic Bond Market Secondary Trading ... by Instrument Types

GII 2010

Rank	Financial Institutions
1	CITIBANK
2	RHB
3	BANK ISLAM
4	MAYBANK
5	CIMB ISLAMIC

39.17%

RM206.39 bn

Short-Term bills (Islamic)

Rank	Financial Institutions
1	CITIBANK
2	KAF INVESTMENT BANK
3	STANDARD CHARTERED
4	AMBANK
5	BANK ISLAM

43.73%

RM157.59 bn

Sukuk

Rank	Financial Institutions
1	MAYBANK
2	CIMB
3	OCBC
4	KAF INVESTMENT
5	OSK INVESTMENT

58.96%

RM99.99 bn

2011

Rank	Financial Institutions
1	RHB
2	CITIBANK
3	OCBC
4	BANK ISLAM
5	MAYBANK

34.14%

RM476.80 bn

Rank	Financial Institutions
1	STANDARD CHARTERED
2	CITIBANK
3	BANK ISLAM
4	JP MORGAN CHASE
5	CIMB

38.33%

RM477.52 bn

Rank	Financial Institutions
1	MAYBANK
2	CIMB
3	AMBANK
4	OSK INVESTMENT
5	KAF INVESTMENT

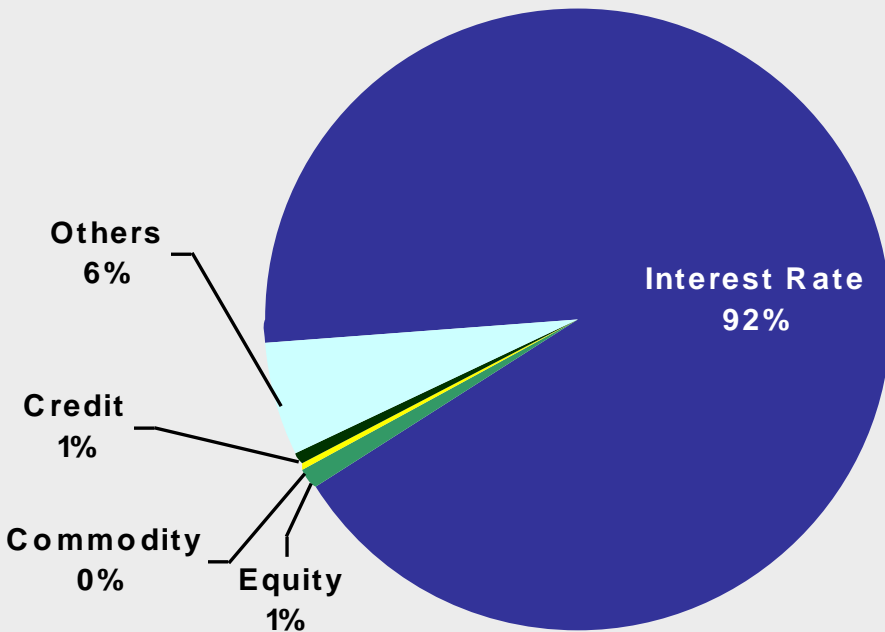
50.92%

RM131.96 bn



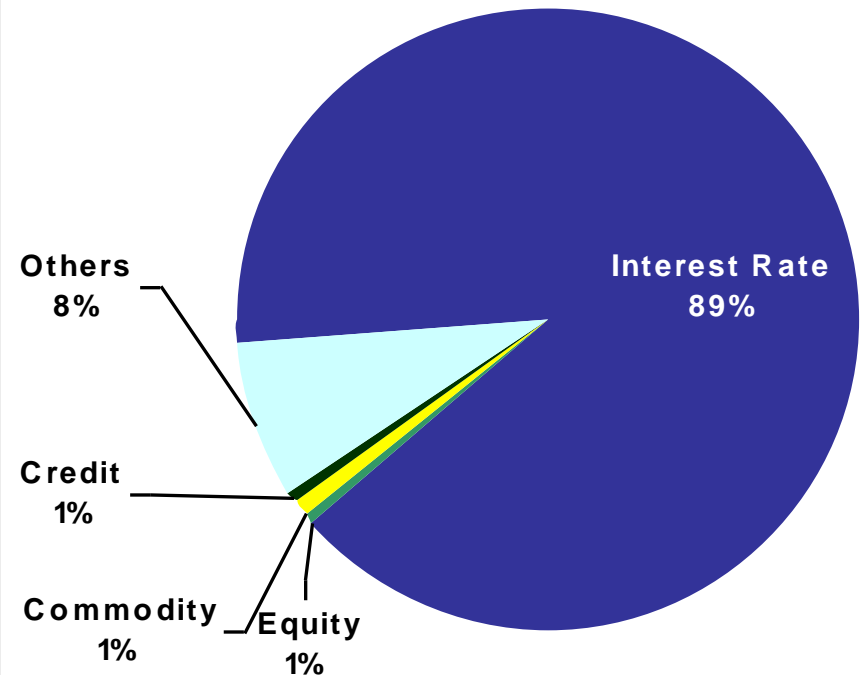
Conventional Derivatives ... by Instrument Types

2010



RM369.12 bil

2011



RM460.79 bil



League Tables ... for Conventional Derivatives

2010

Rank	Financial Institutions
1	DEUTSCHE BANK
2	CIMB
3	RBS
4	STANDARD CHARTERED
5	HONG LEONG BANK INV
6	OCBC
7	CHASE
8	HSBC
9	MAYBANK
10	AMBANK

94.03%

RM369.12 bn

2011

Rank	Financial Institutions
1	DEUTSCHE BANK
2	CIMB
3	RBS
4	HONG LEONG BANK INV
5	STANDARD CHARTERED
6	CHASE
7	OCBC
8	HSBC
9	MAYBANK
10	AMBANK

93.69%

RM460.79 bn



League Tables for Conventional Derivatives ... by Instrument Types

INTEREST RATE (OVERALL) 2010

Rank	Financial Institutions
1	DEUTSCHE
2	CIMB
3	RBS
4	STANDARD CHARTERED
5	HONG LEONG BANK INV

78.34%

RM340.69 bn

2011

Rank	Financial Institutions
1	DEUTSCHE
2	CIMB
3	RBS
4	STANDARD CHARTERED
5	HONG LEONG BANK INV

72.85%

RM414.99 bn

KLIBOR

Rank	Financial Institutions
1	DEUTSCHE
2	RBS
3	HONG LEONG BANK INV
4	STANDARD CHARTERED
5	CIMB

94.64%

RM157.13 bn

Rank	Financial Institutions
1	RBS
2	DEUTSCHE
3	HONG LEONG BANK INV
4	CIMB
5	STANDARD CHARTERED

88.02%

RM161.70 bn

SWAPS

Rank	Financial Institutions
1	CIMB
2	DEUTSCHE
3	STANDARD CHARTERED
4	RBS
5	HSBC

71.28%

RM178.42 bn

Rank	Financial Institutions
1	DEUTSCHE
2	CIMB
3	STANDARD CHARTERED
4	AMBANK
5	MAYBANK

73.71%

RM247.84 bn



League Tables for Conventional Derivatives ... by Instrument Types

INTEREST RATE OPTIONS 2010

Rank	Financial Institutions
1	MAYBANK
2	OCBC
3	RBS
4	HONG LEONG BANK INV
5	STANDARD CHARTERED

92.82%

RM5.14 bn

2011

Rank	Financial Institutions
1	HONG LEONG BANK INV
2	MAYBANK
3	OCBC
4	HSBC
5	STANDARD CHARTERED

96.99%

RM 5.44 bn

EQUITY (OVERALL)

Rank	Financial Institutions
1	CIMB
2	CIMB INV
3	UOB
4	OCBC
5	OSK

100.00%

RM3.53 bn

Rank	Financial Institutions
1	OCBC
2	CIMB
3	UOB
4	OSK
5	HONG LEONG BANK INV

100.00%

RM2.44 bn



League Tables for Conventional Derivatives ... by Instrument Types

WARRANTS

2010

Rank	Financial Institutions
1	CIMB
2	DEUTSCHE

100.00%

RM268.35 mn

EQUITY OPTIONS

Rank	Financial Institutions
1	CIMB
2	CIMB INV
3	UOB
4	OCBC
5	OSK

100.00%

RM3.26 bn

COMMODITY (OVERALL)

Rank	Financial Institutions
1	STANDARD CHARTERED
2	HONG LEONG BANK INV
3	CIMB
4	OCBC

100.00%

RM1.31 bn

2011

Rank	Financial Institutions
1	CIMB
2	OCBC

100.00%

RM279.84 mn

Rank	Financial Institutions
1	OCBC
2	CIMB
3	UOB
4	OSK
5	HONG LEONG BANK INV

100.00%

RM2.16 bn

Rank	Financial Institutions
1	HONG LEONG BANK INV
2	STANDARD CHARTERED
3	OCBC

100.00%

RM3.44 bn



League Tables for Conventional Derivatives ... by Instrument Types

CREDIT (OVERALL) 2010

Rank	Financial Institutions
1	CIMB
2	CITIBANK

100.00%

RM2.38 bn

2011

Rank	Financial Institutions
1	CIMB
2	CITIBANK
3	DEUTSCHE BANK

100.00%

RM2.99 bn

OTHERS

Rank	Financial Institutions
1	CHASE
2	OCBC
3	HONG LEONG BANK INV
4	STANDARD CHARTERED
5	OSK

100.00%

RM21.20 bn

Rank	Financial Institutions
1	HONG LEONG BANK INV
2	OCBC
3	CHASE
4	STANDARD CHARTERED
5	DEUTSCHE BANK

99.00%

RM36.93 bn

Note:

Other derivatives products include structured derivatives, LIBOR futures, bond futures



League Table for Islamic Derivatives – Islamic Profit Rate Swap (IPRS)

IPRS 2010

Rank	Financial Institutions
1	HONG LEONG ISLAMIC
2	BANK ISLAM
3	MAYBANK ISLAMIC
4	CIMB ISLAMIC
5	MUAMALAT

97.74%

RM2.83 bn

2011

Rank	Financial Institutions
1	SAADIQ
2	RHB ISLAMIC
3	MAYBANK ISLAMIC
4	CIMB ISLAMIC
5	HONG LEONG ISLAMIC

95.25%

RM9.39 bn

