

2012 League Tables

Malaysian Financial Market

Jabatan Operasi Pelaburan dan Pasaran Kewangan



Overview of Malaysian Financial Market

Year	FX Market	Conventional Money Market	Islamic Money Market	Bond Market	Derivatives (Conventional)
2012	RM8.17 tn (US\$2.65 tn)	RM14.79 tn	RM3.98 tn	RM3.26 tri	RM385.03 bn
2011	RM7.16 tn (US\$2.34 tn)	RM19.82 tn	RM2.66 tn	RM3.42 tri	RM460.79 bn
% Changes	+ 13.0 %	- 25.4 %	+ 49.6 %	- 4.68 %	- 16.4 %
Source	ROMS	Market survey	Market survey	ETP	Market survey

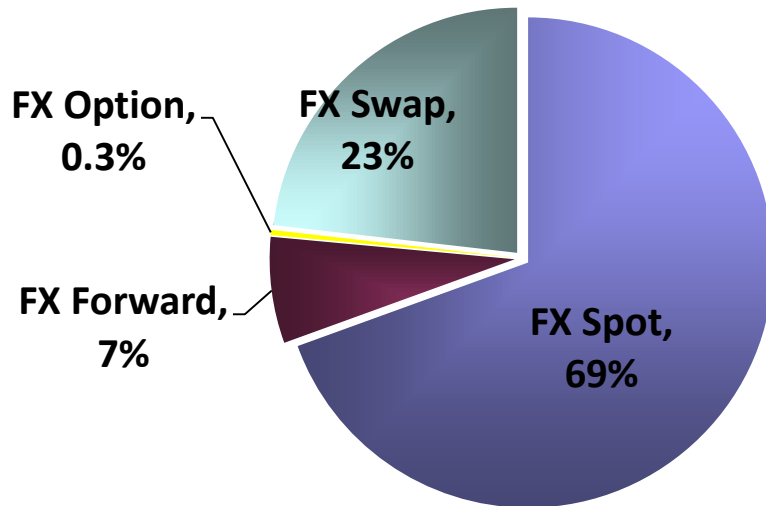
* 2012 USD/MYR Average: 3.0895

2011 USD/MYR Average: 3.0587

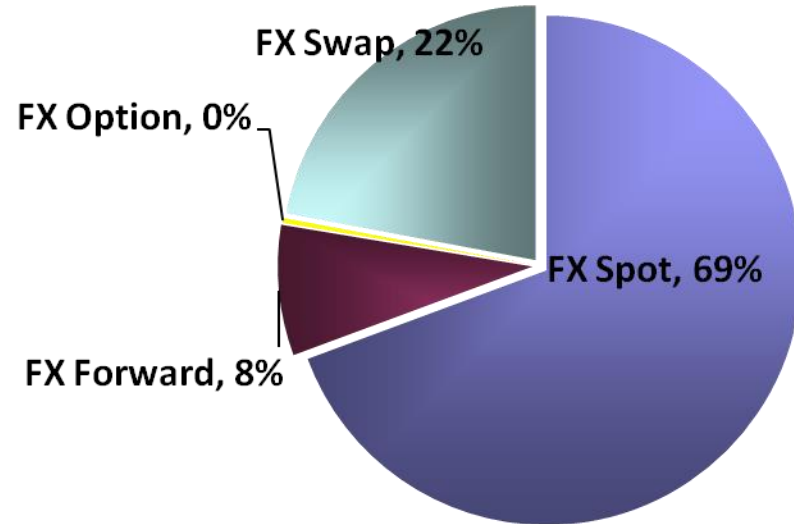


FX Market Trading ... by Instrument Types

2012



2011



	2011	2012	Change
Total turnover	USD 2.34 tn	USD 2.65 tn	+ 13%
Daily turnover	USD 9.6 bn	USD 10.8 bn	+ 13%



League Tables ... for FX Market Trading

2012

Rank	Financial Institutions
1	HSBC
2	STANDARD CHARTERED
3	MAYBANK
4	CIMB
5	OCBC
6	CITIBANK
7	HONG LEONG
8	AMBANK
9	RHB
10	UOBM

84.00%

USD2.65 tn

2011

Rank	Financial Institutions
1	HSBC
2	STANDARD CHARTERED
3	MAYBANK
4	CITIBANK
5	OCBC
6	CIMB
7	HONG LEONG
8	RHB
9	AMBANK
10	DEUTSCHE

85.00%

USD2.34 tn



League Tables for FX Market Trading ... by Instrument Types

FX Spot 2012

Rank	Financial Institutions
1	STANDARD CHARTERED
2	MAYBANK
3	HSBC
4	CITIBANK
5	CIMB

60%

USD1.84 tn

2011

Rank	Financial Institutions
1	HSBC
2	STANDARD CHARTERED
3	MAYBANK
4	CITIBANK
5	HONG LEONG

59.00%

USD1.62 tn

FX Swaps

Rank	Financial Institutions
1	HSBC
2	MAYBANK
3	STANDARD CHARTERED
4	CIMB
5	OCBC

62%

USD613.5 bn

Rank	Financial Institutions
1	HSBC
2	STANDARD CHARTERED
3	CIMB
4	MAYBANK
5	OCBC

62.00%

USD515.8 bn

FX Forwards

Rank	Financial Institutions
1	OCBC
2	CIMB
3	CITIBANK
4	HSBC
5	STANDARD CHARTERED

67.00%

USD185.2 bn

Rank	Financial Institutions
1	OCBC
2	CIMB
3	CITIBANK
4	HSBC
5	STANDARD CHARTERED

64.00%

USD193.7 bn



League Tables for FX Market Trading ... by Instrument Types (cont'd)

FX Options

2012

Rank	Financial Institutions
1	OCBC
2	CITIBANK
3	MAYBANK
4	JP MORGAN CHASE
5	UOB

78.00%

USD9.04 bn

Third Currencies

Rank	Financial Institutions
1	OCBC
2	HSBC
3	MAYBANK
4	RHB
5	CITIBANK

Account for
16.4 % of
overall market
turnover

68.00%

USD434.0 bn

2011

Rank	Financial Institutions
1	OCBC
2	JP MORGAN CHASE
3	HSBC
4	CITIBANK
5	UOB

81.00%

USD7.7 bn

Rank	Financial Institutions
1	HSBC
2	OCBC
3	MAYBANK
4	RHB
5	CITIBANK

Account for
20.1% of
overall market
turnover

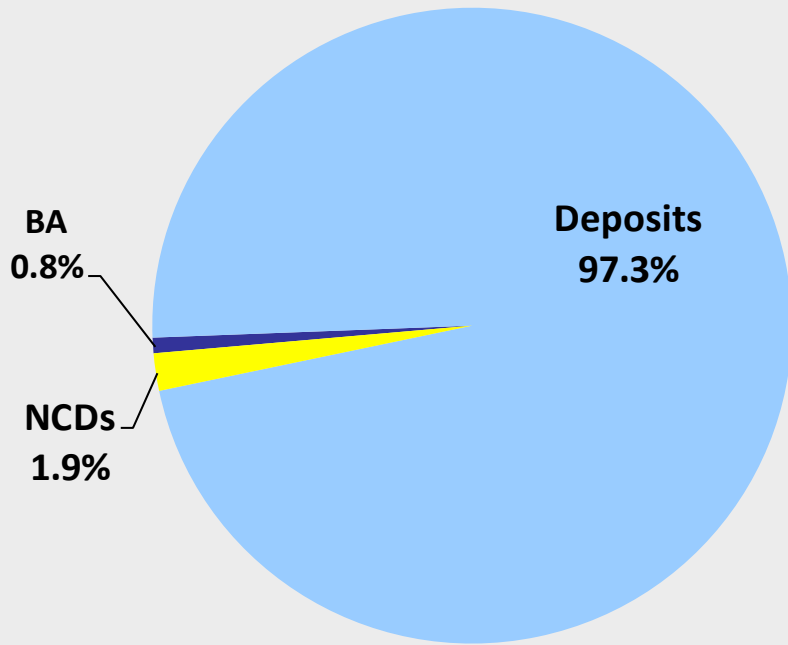
77.00%

USD471.4 bn



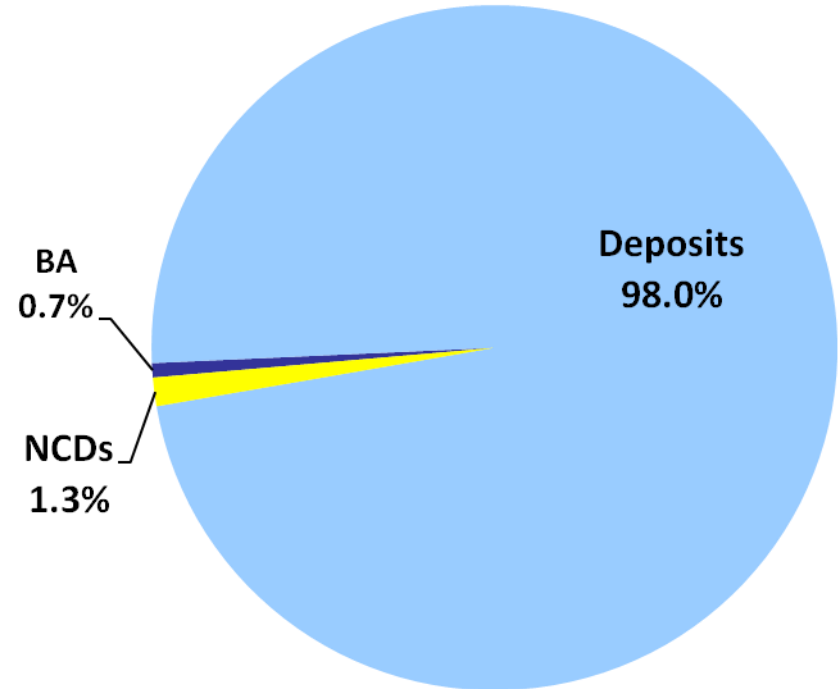
Conventional Money Markets ... by Instrument Types

2012



RM14.79 tn

2011



RM19.82 tn



League Tables ... for Conventional Money Markets

2012

Rank	Financial Institutions
1	CIMB
2	MAYBANK
3	OCBC
4	PUBLIC
5	RHB
6	HONG LEONG BANK
7	HSBC
8	PUBLIC INV
9	UOB
10	AMBANK

78.18%

RM14.79 tn

2011

Rank	Financial Institutions
1	CIMB
2	HONG LEONG BANK
3	MAYBANK
4	PUBLIC
5	RHB
6	OCBC
7	UOB
8	HSBC
9	STANDARD CHARTERED
10	AMBANK

82.21%

RM19.82 tn



League Tables for Conventional Money Markets ... by Instrument Types

BANKERS ACCEPTANCE 2012

Rank	Financial Institutions
1	RHB
2	UOB
3	MAYBANK
4	HONG LEONG BANK
5	PUBLIC

58.45%

RM116.42 bn

2011

Rank	Financial Institutions
1	MAYBANK
2	PUBLIC
3	RHB
4	UOB
5	HONG LEONG BANK

58.72%

RM134.04 bn

DEPOSIT

Rank	Financial Institutions
1	CIMB
2	MAYBANK
3	OCBC
4	PUBLIC
5	RHB

57.29%

RM14.39 tn

Rank	Financial Institutions
1	CIMB
2	HONG LEONG BANK
3	MAYBANK
4	PUBLIC
5	RHB

57.00%

RM19.42 tn

NCDS

Rank	Financial Institutions
1	PUBLIC
2	PUBLIC INV
3	HONG LEONG BANK
4	RHB
5	MAYBANK

73.88%

RM281.13 bn

Rank	Financial Institutions
1	PUBLIC
2	HONG LEONG BANK
3	PUBLIC INV
4	MAYBANK
5	CIMB

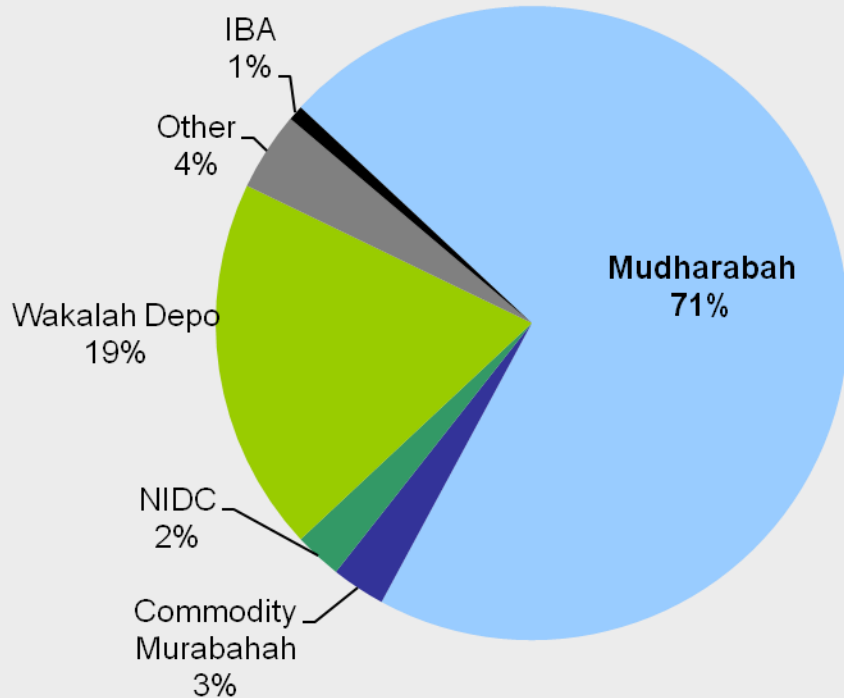
70.58%

RM265.58 bn



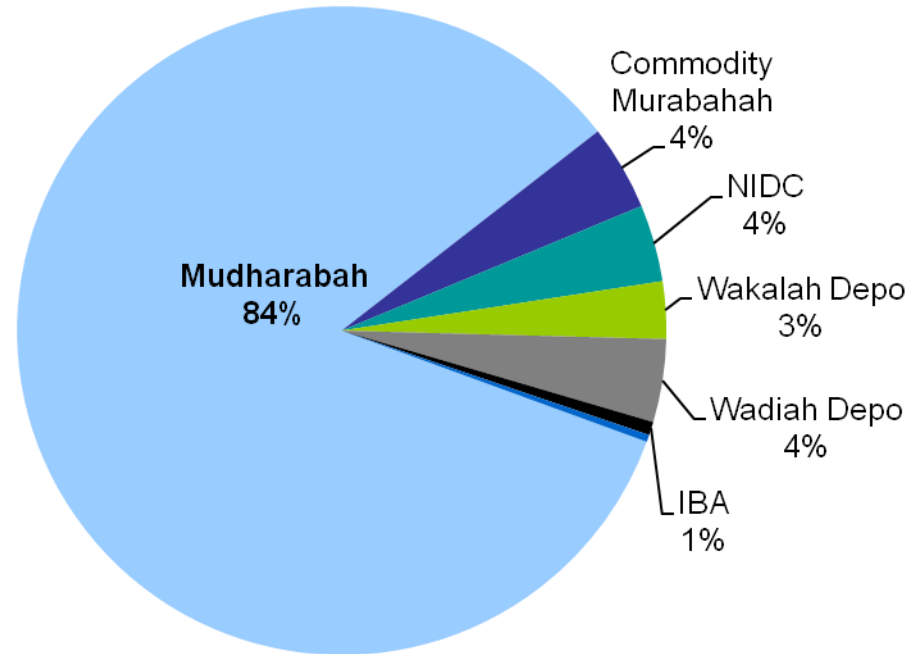
Islamic Money Market Trading ... by Instrument Types

2012



RM3.98 tri

2011



RM2.66 tri

League Tables ... for Islamic Money Markets

2012

Rank	Financial Institutions
1	CIMB ISLAMIC
2	RHB ISLAMIC
3	PUBLIC ISLAMIC
4	MAYBANK ISLAMIC
5	HONG LEONG ISLAMIC
6	BANK ISLAM
7	AMISLAMIC
8	AFFIN ISLAMIC
9	KFH
10	BANK MUAMALAT

87.21%

RM3.98 tn

2011

Rank	Financial Institutions
1	PUBLIC ISLAMIC
2	RHB ISLAMIC
3	CIMB ISLAMIC
4	BANK ISLAM
5	MAYBANK ISLAMIC
6	AM ISLAMIC
7	AFFIN ISLAMIC
8	KFH
9	KAF
10	HONG LEONG ISLAMIC

85.32%

RM2.66 tn



League Tables for Islamic Money Market Trading ... by Instrument Types

Mudharabah 2012

Rank	Financial Institutions
1	RHB ISLAMIC
2	MAYBANK ISLAMIC
3	HONG LEONG ISLAMIC
4	BANK ISLAM
5	CIMB ISLAMIC

63.00%

RM2.83tn

2011

Rank	Financial Institutions
1	PUBLIC ISLAMIC
2	RHB ISLAMIC
3	BANK ISLAM
4	AM ISLAMIC
5	MAYBANK ISLAMIC

58.66%

RM2.24 tn

Commodity Murabahah

Rank	Financial Institutions
1	AL RAJHI
2	RHB ISLAMIC
3	CIMB ISLAMIC
4	KFH
5	MAYBANK ISLAMIC

87.55%

RM109.46 bn

Rank	Financial Institutions
1	KFH
2	CIMB ISLAMIC
3	AL RAJHI
4	RHB ISLAMIC
5	ASIAN FINANCE

95.86%

RM113.33 bn

NIDC

Rank	Financial Institutions
1	CIMB ISLAMIC
2	BANK ISLAM
3	MAYBANK ISLAMIC
4	PUBLIC ISLAMIC
5	AFFIN INVESTMENT

69.29%

RM96.32 bn

Rank	Financial Institutions
1	KAF
2	CIMB ISLAMIC
3	BANK ISLAM
4	PUBLIC ISLAMIC
5	MUAMALAT

79.19%

RM102.05 bn



League Tables for Islamic Money Market Trading ... by Instrument Types

Wakalah Deposit 2012

Rank	Financial Institutions
1	CIMB ISLAMIC
2	PUBLIC ISLAMIC
3	BANK ISLAM
4	RHB ISLAMIC
5	OCBC AL AMIN

97.66%

RM761.24 bn

Others (incl. Wadiah deposit & SBBA)

Rank	Financial Institutions
1	RHB ISLAMIC
2	CIMB ISLAMIC
3	CIMB
4	HSBC AMANAH
5	AMISLAMIC

90.51%

RM160.39 bn

IBA

Rank	Financial Institutions
1	MAYBANK ISLAMIC
2	BANK MUAMALAT
3	AMISLAMIC
4	HONG LEONG ISLAMIC
5	CIMB ISLAMIC

90.63%

RM30.64 bn

2011

Rank	Financial Institutions
1	BANK ISLAM
2	KFH
3	CIMB ISLAMIC
4	AFFIN
5	RHB ISLAMIC

99.98%

RM75.92 bn

Wadiah deposit

Rank	Financial Institutions
1	CIMB ISLAMIC
2	RHB ISLAMIC
3	SAADIQ
4	AFFIN
5	OCBC

100.00%

RM 109.99 bn

Rank	Financial Institutions
1	CIMB ISLAMIC
2	MAYBANK ISLAMIC
3	AM ISLAMIC
4	BANK ISLAM
5	MUAMALAT

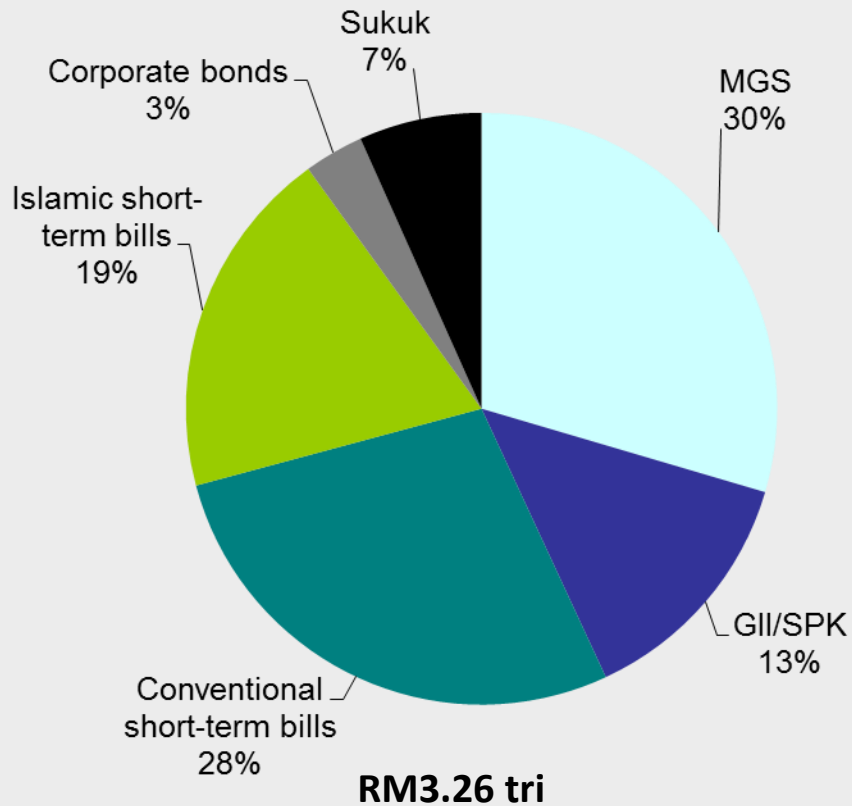
81.53%

RM17.68 bn

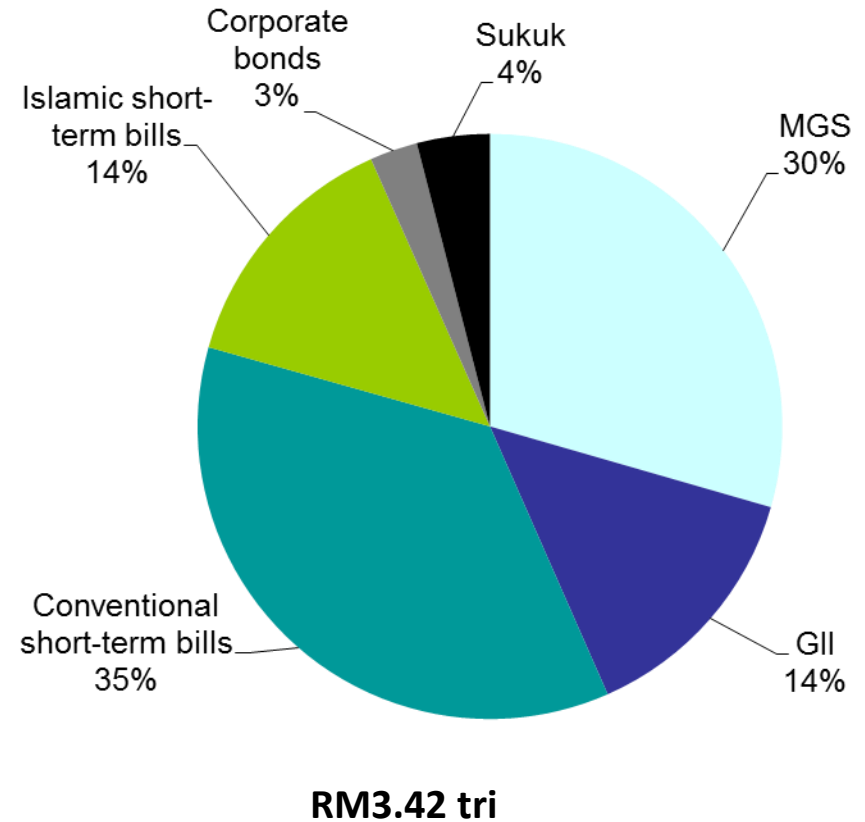


Secondary Bond Market Trading ... by Instrument Types

2012



2011



League Tables ... for Secondary Bond Market Trading

2012

Rank	Financial Institutions
1	MAYBANK
2	HONG LEONG BANK
3	CITIBANK
4	CIMB
5	HSBC
6	RHB
7	STANDARD CHARTERED
8	AMBANK
9	PUBLIC
10	JP MORGAN CHASE

64.68%

RM3.26 tri

2011

Rank	Financial Institutions
1	CITIBANK
2	JP MORGAN CHASE
3	STANDARD CHARTERED
4	MAYBANK
5	CIMB
6	HSBC
7	AMBANK
8	HONG LEONG BANK
9	OCBC
10	RHB

63.63%

RM3.42 tri



League Tables for Conventional Bond Market Secondary Trading ... by Instrument Types

MGS 2012

Rank	Financial Institutions
1	CITIBANK
2	CIMB
3	STANDARD CHARTERED
4	HSBC
5	MAYBANK

42.32%

RM962.01 bn

Short-Term Bills (Conventional)

Rank	Financial Institutions
1	JP MORGAN CHASE
2	HSBC
3	HONG LEONG BANK
4	MAYBANK
5	STANDARD CHARTERED

51.58%

RM902.53 bn

Corporate Bonds

Rank	Financial Institutions
1	OSK INVESTMENT
2	AMBANK
3	MAYBANK
4	KAF INVESTMENT
5	KENANGA INVESTMENT

57.46%

RM105.93 bn

2011

Rank	Financial Institutions
1	CITIBANK
2	HSBC
3	STANDARD CHARTERED
4	CIMB
5	RHB

41.30%

RM1,006.90 bn

Rank	Financial Institutions
1	JP MORGAN CHASE
2	CITIBANK
3	HSBC
4	MAYBANK
5	HONG LEONG BANK

45.71%

RM1,229.63 bn

Rank	Financial Institutions
1	AMBANK
2	OCBC
3	OSK INVESTMENT
4	KAF INVESTMENT
5	CIMB

60.52%

RM90.24 bn



League Tables for Islamic Bond Market Secondary Trading ... by Instrument Types

GII/SPK

2012

Rank	Financial Institutions
1	RHB
2	MAYBANK
3	PUBLIC
4	HONG LEONG BANK
5	CITIBANK

34.85%

RM440.56 bn

Short-Term bills (Islamic)

Rank	Financial Institutions
1	MAYBANK
2	PUBLIC
3	CIMB
4	HONG LEONG BANK
5	RHB

47.81%

RM625.49 bn

Sukuk

Rank	Financial Institutions
1	MAYBANK
2	AMBANK
3	CIMB
4	OSK INVESTMENT
5	HONG LEONG BANK

56.25%

RM218.57 bn

2011

Rank	Financial Institutions
1	RHB
2	CITIBANK
3	OCBC
4	BANK ISLAM
5	MAYBANK

34.14%

RM476.80 bn

Rank	Financial Institutions
1	STANDARD CHARTERED
2	CITIBANK
3	BANK ISLAM
4	JP MORGAN CHASE
5	CIMB

38.33%

RM477.52 bn

Rank	Financial Institutions
1	MAYBANK
2	CIMB
3	AMBANK
4	OSK INVESTMENT
5	KAF INVESTMENT

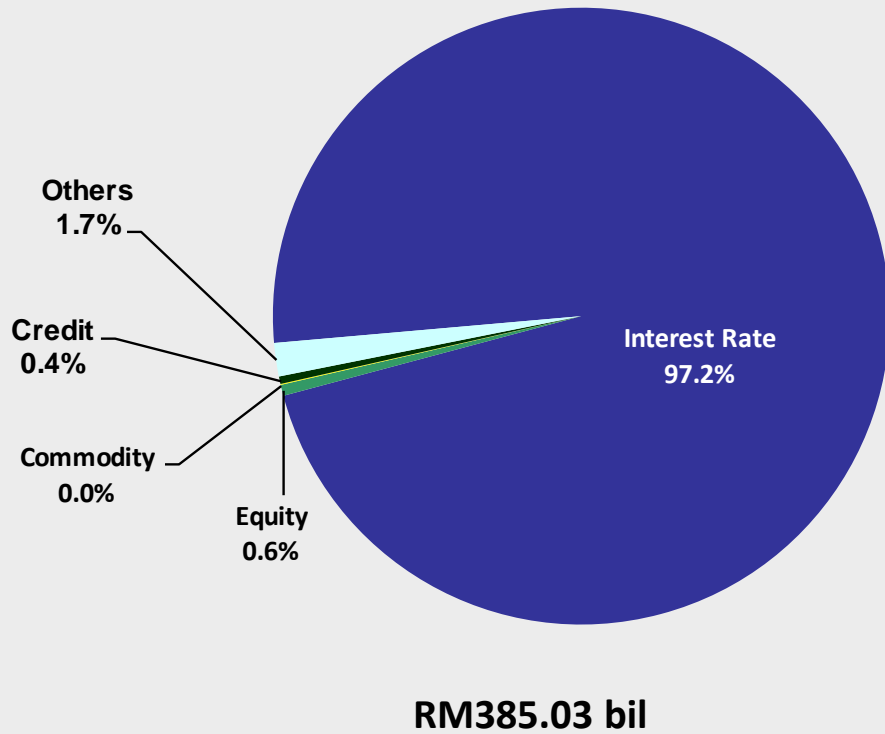
50.92%

RM131.96 bn

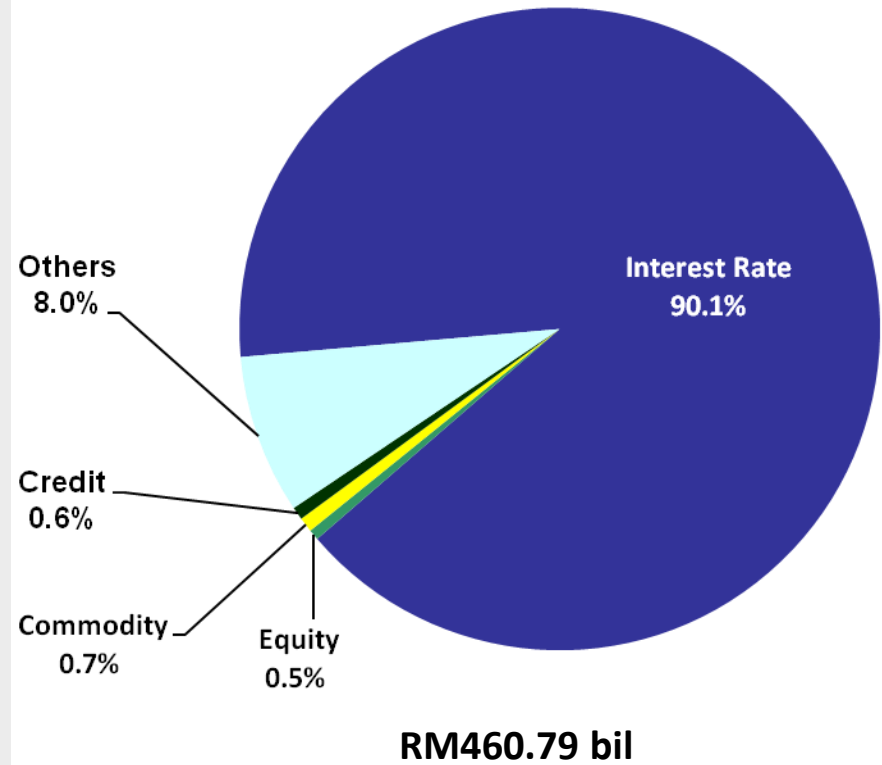


Conventional Derivatives ... by Instrument Types

2012



2011



League Tables ... for Conventional Derivatives

2012

Rank	Financial Institutions
1	DEUTSCHE BANK
2	CIMB
3	STANDARD CHARTERED
4	HONG LEONG BANK INV
5	MAYBANK
6	HONG LEONG BANK
7	HSBC
8	OCBC
9	OSK
10	RBS

84.22%

RM385.03 bn

2011

Rank	Financial Institutions
1	DEUTSCHE BANK
2	CIMB
3	RBS
4	HONG LEONG BANK INV
5	STANDARD CHARTERED
6	CHASE
7	OCBC
8	HSBC
9	MAYBANK
10	AMBANK

93.69%

RM460.79 bn



League Tables for Conventional Derivatives ... by Instrument Types

INTEREST RATE (OVERALL) 2012

Rank	Financial Institutions
1	DEUTSCHE
2	CIMB
3	STANDARD CHARTERED
4	HONG LEONG BANK INV
5	MAYBANK

59.45%

RM374.36 bn

2011

Rank	Financial Institutions
1	DEUTSCHE
2	CIMB
3	RBS
4	STANDARD CHARTERED
5	HONG LEONG BANK INV

72.85%

RM414.99 bn

KLIBOR

Rank	Financial Institutions
1	HONG LEONG BANK INV
2	STANDARD CHARTERED
3	RBS
4	MAYBANK
5	HONG LEONG BANK

82.00%

RM63.58 bn

Rank	Financial Institutions
1	RBS
2	DEUTSCHE
3	HONG LEONG BANK INV
4	CIMB
5	STANDARD CHARTERED

88.02%

RM161.70 bn

SWAPS

Rank	Financial Institutions
1	DEUTSCHE
2	CIMB
3	MAYBANK
4	STANDARD CHARTERED
5	HONG LEONG BANK

57.70%

RM305.38 bn

Rank	Financial Institutions
1	DEUTSCHE
2	CIMB
3	STANDARD CHARTERED
4	AMBANK
5	MAYBANK

73.71%

RM247.84 bn



League Tables for Conventional Derivatives ... by Instrument Types

INTEREST RATE OPTIONS 2012

Rank	Financial Institutions
1	MAYBANK
2	AFFIN
3	CITIBANK
4	BANK OF TOKYO
5	AMBANK

100.00%

RM5.41 bn

EQUITY (OVERALL)

Rank	Financial Institutions
1	CIMB
2	OSK
3	UOB
4	HONG LEONG INV
5	OCBC

96.41%

RM2.23 bn

2011

Rank	Financial Institutions
1	HONG LEONG BANK INV
2	MAYBANK
3	OCBC
4	HSBC
5	STANDARD CHARTERED

96.99%

RM 5.44 bn

Rank	Financial Institutions
1	OCBC
2	CIMB
3	UOB
4	OSK
5	HONG LEONG BANK INV

100.00%

RM2.44 bn



League Tables for Conventional Derivatives ... by Instrument Types

WARRANTS

2012

Rank	Financial Institutions
1	OSK INV
2	OCBC

98.53%

RM472.06 mn

EQUITY OPTIONS

Rank	Financial Institutions
1	CIMB
2	UOB
3	HONG LEONG BANK INV
4	AMINV
5	MAYBANK INV

98.76%

RM1.76 bn

COMMODITY (OVERALL)

Rank	Financial Institutions
1	OCBC

100.00%

RM186.42 mn

2011

Rank	Financial Institutions
1	CIMB
2	OCBC

100.00%

RM279.84 mn

Rank	Financial Institutions
1	OCBC
2	CIMB
3	UOB
4	OSK
5	HONG LEONG BANK INV

100.00%

RM2.16 bn

Rank	Financial Institutions
1	HONG LEONG BANK INV
2	STANDARD CHARTERED
3	OCBC

100.00%

RM3.44 bn



League Tables for Conventional Derivatives ... by Instrument Types

CREDIT (OVERALL) 2012

Rank	Financial Institutions
1	BNP Paribas
2	CITIBANK
3	CIMB
4	OCBC

100.00%

RM1.52 bn

2011

Rank	Financial Institutions
1	CIMB
2	CITIBANK
3	DEUTSCHE BANK

100.00%

RM2.99 bn

OTHERS

Rank	Financial Institutions
1	OCBC
2	STANDARD CHARTERED
3	CHASE
4	DEUTSCHE BANK
5	AMISLAMIC BANK

99.96%

RM6.73 bn

Rank	Financial Institutions
1	HONG LEONG BANK INV
2	OCBC
3	CHASE
4	STANDARD CHARTERED
5	DEUTSCHE BANK

99.00%

RM36.93 bn

Note:

Other derivatives products include structured derivatives, LIBOR futures, bond futures

League Table for Islamic Derivatives – Islamic Profit Rate Swap (IPRS)

IPRS 2012

Rank	Financial Institutions
1	CIMB ISLAMIC
2	PUBLIC ISLAMIC
3	BANK ISLAM
4	MAYBANK ISLAMIC
5	BANK MUAMALAT

100.00%

RM13.13 bn

2011

Rank	Financial Institutions
1	SAADIQ
2	RHB ISLAMIC
3	MAYBANK ISLAMIC
4	CIMB ISLAMIC
5	HONG LEONG ISLAMIC

95.25%

RM9.39 bn

